



Board of Trustees
December 19, 2023
7:00PM

Agenda

1. Review of Agenda
2. Review of Minutes
 - 11/21/23 Minutes (motion)
3. Public Input
4. CEO Office
 - CEO Report
 - Home Visitation Policy (motion)
5. Principals' Offices
 - Elementary School Report
 - Secondary School Report
6. Human Resources
 - HR Report
 - Hires/Appointments (motion)
 - Paid Time Off Policy (first reading)
 - Unpaid Leave of Absence Policy (first reading)
7. Business Office
 - December Business Report
 - November Financial Reports
 - November Payment List (motion)
 - 2022/23 PDE-2057 Annual Financial Report
 - Contracts & Agreements
 - Student Uniforms Contract (motion)
 - Athletic Trainer Contract (motion)
 - Project Lead the Way (motion)
8. Public Input
9. New Business
10. Adjourn (motion)

**Roberto Clemente Charter School
Board of Trustees (BoT) Meeting Minutes
November 21, 2023**

BoT Attendees: Dr. Lynn Columba, John Bassler, Dr. Kathy Dolgos, Agustín García, Raymond Lahoud, Esq., Alex Rolón, Dr. Jill Sperandio, Ruth Vélez-Font

RCCS Staff: Charles Boger, Arkadiusz Kadzielawski, Taren Kobyra, Wade Koncz, Alyssa Mace, Krista Maugle, Cory Snyder, Brendon Zapata

Public: Ashley Scrivner, Esq.

EXECUTIVE SESSIONS:

The Board entered executive session at 6:02 PM to discuss personnel and legal issues. The Board left the executive session at 6:46 PM.

Dr. Columba called the meeting to order at 7:00 PM.

MINUTES:

The minutes of the October 2023 Board of Trustees meeting were reviewed. A motion to approve the October minutes was made by Mr. Bassler and seconded by Mrs. Vélez-Font. The motion carried unanimously.

PUBLIC COMMENT:

No public input.

CEO's REPORT:

Mrs. Mace presented the CEO's Report.

The Home Visitation Policy was presented for its first reading. A formal action will be taken at the December BoT meetings.

The Parent and Family Members Engagement Policy for Title I Requirements was presented for an annual review.

PRINCIPALS' REPORTS:

Ms. Kobyra and Mr. Snyder presented their respective secondary and elementary school reports.

HUMAN RESOURCES REPORT:

Mr. Rodríguez submitted the Human Resources Report. Mrs. Mace presented the HR Report.

A motion to approve the new hires as presented in the HR Report was made by Mr. García and seconded by Dr. Dolgos. The motion carried unanimously.

A motion to approve the resignations/terminations as presented in the HR Report was made by Mrs. Vélez-Font and seconded by Dr. Sperandio. The motion carried unanimously.

BUSINESS & FINANCIAL REPORTS:

The Business Report for the month of November was presented by Mr. Boger. The October and September Financial Reports and the October payment list were presented by Mr. Boger for discussion.

A motion to approve the October 2023 payment list was made by Mr. Bassler and seconded by Mr. Lahoud. The motion carried unanimously.

A motion to approve the 2023/2024 IDEA 611 Use of Funds Agreement, as presented in the Business Report, was made by Mr. Bassler and seconded by Mr. Lahoud. The motion carried unanimously.

A motion to approve the contract addendum with EDU Healthcare LLC for staffing instructional assistants was made by Mr. Bassler and seconded by Dr. Sperandio. The motion carried unanimously.

A motion to approve the preventative maintenance contract with MBI HVAC Inc. was made by Mr. Bassler and seconded by Mrs. Vélez-Font. The motion carried unanimously.

NEW BUSINESS:

No new business.

There being no further business, Mr. Rolón moved to adjourn the meeting and seconded by Mr. Bassler. The motion carried unanimously.

The RCCS Board meeting was adjourned at 7:50 PM.

The next regular BoT meeting will be at the RCCS Administration Building on December 19, 2023, at 7:00 PM.

Dr. Lynn Columba, President

Date

Mr. Alexander Rolón, Secretary

Date



CEO Report
Tuesday, December 19, 2023
Mrs. Alyssa Mace

1. Enrollment

Grade	# of Students
K	50
1	50
2	50
3	50
4	49
5	50
6	50
7	50
8	49
9	46
10	50
11	39
12	44
Total	628

2. Education Committee

- December meeting cancelled due to CEO jury duty.

3. Policies/Procedures

- Home Visitation Policy (motion)
 - This policy creates a supportive foundation for this essential role and responsibility of the school social worker position.

4. School Safety & Security

- ACT 55 Training Requirements
 - Youth Suicide: Awareness, Prevention, and Postvention released to all staff on November 22, 2023.
- School safety drills were successfully practiced at both campuses during the first 90 days of the school year as required.
- PCCD: Emergency Drills Training/ Train-the Trainer
 - December 14, 2023, Berks County Intermediate Unit #14



5. Professional Development

- District Assessment Coordinator/School Assessment Coordinator Training
 - December 4, 2023 (CEO & Principals)



Board of Trustees Policy

HOME VISITATION POLICY

The Board of Trustees of the Roberto Clemente Charter School (“Charter School”), in combination with students, parents, administrators, faculty and staff, is committed to building a school community that promotes connection and communication by supporting families. At times, families may need support in identifying and accessing community resources. As a means to fostering a school community that supports students and their families, the Board of Trustees of the Charter School sets forth the following goals and adopts the following Home Visitation Policy.

Home Visitations

School Personnel, from time to time, may schedule home visits to take place in the homes of students of the Charter School. Home visits shall be scheduled ahead of time when possible and agreed to by the student’s parent(s)/guardian(s). The visit, including the agreement of the student’s or students’ parent(s)/guardian(s) shall be documented in writing. Such documentation shall include the names of all children and adults present for the visit, the time and location of the visit, and the purpose of the visit.

Charter School personnel shall abide by all applicable local, state, and federal laws as well as all Charter School policies when scheduling and engaging in home visitation.

Charter School personnel shall remain in the home of a student or students at the sole discretion of the student’s parent(s)/guardians(s) and shall not enter a home without permission. Charter School personnel shall not enter a home nor remain in a home unless at least one adult is present for the entirety of the visit.

Truancy

Whenever a Charter School employee employed as an attendance officer, home and school visitor, or school social worker discovers that any Charter School student of compulsory school age is unable to attend school because they lack the necessary clothing or food, the case must be reported to a suitable relief agency operating in the county or authorizing school district.

Delegation of Responsibility

The Chief Executive Officer (“CEO”) shall be responsible to monitor school programs and personnel to ensure compliance with this policy, related policies and established guidelines or administrative regulations.

Staff members responsible for programs related to home visitation shall report to the CEO or designee regarding all visits and communications covered by this policy.



As needed, the CEO may report to the Board on home visits. Such reports may include:

- Recommendations for policy and/or program revisions.
- Suggestions for improvement in specific areas.
- Feedback received from Charter School staff, students, parents/guardians, community members.

TO THE EXTENT THAT ANYTHING IN THIS POLICY COULD BE CONSTRUED TO CONFLICT WITH APPLICABLE STATE AND/OR FEDERAL LAWS, THE APPLICABLE STATE AND/OR FEDERAL LAWS CONTROL. THIS POLICY IS NOT INTENDED TO CONFLICT WITH CHARTER REQUIREMENTS.

ADOPTED this day _____ of _____, 2023

President

Secretary



DUAL LANGUAGE PROGRAM - COLLEGE: IT'S WHAT WE DO!

**Elementary Principal's Report
Tuesday, December 19, 2023
Mr. Cory Snyder and Mr. Brendon Zapata**

➤ **Attendance (11.1.23 to 11.30.23)**

Grade	Attendance
Kindergarten	93.18%
Grade 1	96.58%
Grade 2	96.59%
Grade 3	94.47%
Grade 4	95.14%
Grade 5	94.35%
Total	95.05%

➤ **Academic Achievement**

- Marking Period 2 Benchmark Testing
 - Testing is scheduled to start after Winter Break in January

➤ **Discipline Data (11.1.23 to 11.30.23)**

Handbook Infraction Levels	Incident Total
Level 1	30
Level 2	5
Level 3	3
Level 4	0
Total Number of Incidents	38

Discipline Consequences	Total
Conference with Student	38
Revoking Privileges	5
Detention (Lunch)	13
In School Suspension (ISS)	1
Out of School Suspension (OSS)	1
Referral to Counselor	0

➤ **College & Career Activities/Events/Information**

- Safer Smarter Kids
 - Lessons started in grades 1 and 5.
 - Lessons in grades K, 2, 3, and 4 are scheduled to start throughout the second half of the calendar year.
- Career Speakers
 - Looking to schedule Career Speakers/Presenters in the new calendar year.

➤ **Dual Language Activities/Events/Information**

- Spanish Literacy
 - Grades 3,4,5 are using Spanish novels during core instructional time.



DUAL LANGUAGE PROGRAM - COLLEGE: IT'S WHAT WE DO!

➤ **Other Information/Updates/Events/Activities**

- Parent/Teacher Conferences (11.21.23)

Grade	Scheduled	Attended	Percent
Kindergarten	50	42	84.0%
Grade 1	49	44	89.7%
Grade 2	38	26	26.0%
Grade 3	42	34	80.9%
Grade 4	41	36	87.8%
Grade 5	40	30	75.0%
Total	260	212	81.5%

- Positive Office Referrals

Month	Total
August	1
September	6
October	40
November	15

➤ **Upcoming Calendar of Events**

- 12.20.23—1:00 Dismissal
- 12.22.23-1.2.24—Winter Break
- 1.15.24—School Closed for MLK Jr. Day
- 1.17.24—1:00 Dismissal
- 1.22.24—School Closed (Professional Development)



**Principal's Report
Middle High School
December 19, 2023**

Attendance – November 2023

Grade	Daily Attendance %
6	92
7	89
8	91
9	92
10	90
11	90
12	93
AVG	91

Academic Achievement

- Quarter 2 Progress Reports were shared with families on December 6, 2023.
- Senior Shout Outs began this quarter to celebrate acceptance into college or trade school, or job offers.

Discipline: November 2023

Level	Number of Incidents
1	204
2	111
3	16
4	4

Consequences	Total
Detention	66
ISS	25
OSS	12
Student Conference	193
Parent Contact	101
Loss of Privilege	1

Removal from Class/Activity	8
Referral to Counselor	11
Peer Mediation/Conflict Resolution	4

College & Career Update

- 20 Students accepted to 4-year Colleges
 - Multiple students with 10+ acceptances
- 2 Students accepted to Trade School (Automotive Training Center)
- 40 students attended visit to Moravian University on November 30th
- Class of 2023 Graduate Carissa (Vincent) Tice will speak to HS students on December 18.
 - Freshman at East Stroudsburg University majoring in Athletic Training

Other Important Updates/Events/Activities

- Ninety people attended the Family Movie Night on December 4.
- One parent attended the Coffee Chat on December 8. We made 25 hygiene kits for people served by the Allentown Rescue Mission.
- Mini-PBIS program was launched on Tuesday, November 28.
- Two students attended a Construction Pathway field trip through our partnership with The Century Promise. The students toured the Carpenter’s Union and the Electrical Union.

Upcoming Events

- Professional Learning Day: Wednesday, December 20
- RCCS Winter Olympics and School-Wide Chess Tournament: Thursday, December 21
- Winter Keystone and WIDA Testing and Senior Project Presentations: January 4 – 11
- FAFSA and College Night: Monday, January 8, 2024



Roberto Clemente Charter School

131 W Hamilton Street, Allentown, PA 18101 | Phone: 610-439-5181 | www.myrccs.com

Human Resources Report

December 19, 2023

I. Personnel Updates for board approval, including addenda:

a. Personnel Appointments and New Hires

Name	Location	Job Title	Date	Status
Daisy Herrera-Govea*	ES	Elementary School Teacher	12/11/2023	Full-time
Deshaun Newland	ES	Instructional Assistant	12/18/2023	Full-time
Skylar Eidem*	MHS	After School Teacher	1/03/2024	Temp. PT

*Current employee Temp. FT = Temporary, Full-time Temp. PT = Temporary, Part-time

b. Personnel Resignations and Dismissals

Name	Location	Job Title	Date	Status
None				

II. Current and Future Job Postings:

Title	Location
Instructional Assistant – Full-time	Elementary School
Special Education Teacher	Elementary School
Instructional Assistant – Part-time	Middle/High School
Building Substitute Teacher – Full-time	Middle/High School
Special Education Teacher	Middle/High School
Long-term Substitute - English	Middle/High School

III. Policies (first reading)

- a. Unpaid Leave of Absence Policy
- b. Paid Time Off Policy – *revision*

IV. Employment Agreements (for approval)



Roberto Clemente Charter School

Paid Time Off Policy

Effective Date	7/1/2022
PURPOSE	
To provide a policy on employee paid time off eligibility and use. This policy is only applicable to covered employees of RCCS and those not eligible for Paid Time Off.	
Applicable to	Full-time and Part-time (>30 hrs./wk.) employees
Eligibility Requirements:	
<p>1. Full and part-time employees who normally work a minimum of 30 hours a week are eligible. Part-time employees who normally work less than thirty (30) hours a week and on-call employees are not eligible.</p> <p>2. Full-time and part-time employees will earn paid time off in accordance with the following eligibility tables:</p>	
Salaried Employees: 12-month Contract, full-time	
Amount Earned (fiscal year July to June)	Roll-Over (fiscal year July to June)
20 days vacation; new hires after 3 months of service.	NONE – Must be used by June 30th
10 days sick; new hires after 3 months of service.	Accumulated time may not exceed 30 days
2* days personal; new hires after 3 months of service.	NONE – Must be used by June 30th
*1 day if hired after February 1 st .	
Salaried Employees: 10-month Contract, full-time	
Amount Earned (academic year)	Roll-Over (academic year)
10 days sick; new hires after 2 months of service.	Accumulated time may not exceed 30 days
2* days personal; new hires after 2 months of service.	NONE – Must be used by the last day of school
*1 day if hired after February 1 st .	



Roberto Clemente Charter School

Hourly Employees: 12-month Contract, full-time

Amount Earned (fiscal year July to June)	Roll-Over (fiscal year July to June)
10 days vacation; new hires after 3 months of service.	NONE – Must be used by June 30th
10 days sick; new hires after 3 months of service.	Accumulated time may not exceed 30 days
2* days personal; new hires after 3 months of service. *1 day if hired after February 1st.	NONE – Must be used by June 30th

Hourly Employees: 10-month, full-time

Amount Earned (academic year)	Roll-Over (academic year)
4 days sick; new hires after 2 months of service.	Accumulated time may not exceed 30 days
8 days personal; new hires after 2 months of service. *1 day if hired after February 1st.	NONE – Must be used by the last day of school

Hourly Employees: 12-month, part-time (>30 hrs./wk.)

Amount Earned (semiannually on July 1 and Jan. 1)	Roll-Over (fiscal year July to June)
3 days sick; new hires after 3 months of service.	NONE – Must be used by June 30th

Hourly Employees: 10-month, part-time (>30 hrs./wk.)

Amount Earned (semiannually at the beginning of the Academic Semesters)	Roll-Over (academic year)
3 days sick; new hires after 2 months of service.	NONE – Must be used by the last day of school

3. For purposes of determining length of continuous service, the following will apply:

a. Leaves of absence will not be considered as interruptions in service; however, paid time off will not be earned during such periods of unpaid absence as permitted by state and federal law.

b. Paid time off hours will be earned in accordance with the eligibility table



Roberto Clemente Charter School

above. Employee service must cover a full month (up to and including the anniversary day of hire) before that month's increment is earned. Example: Hired on June 16; must work through the 16th of any month to earn that month's increment.

c. Employees who reclassify from on-call to part- or full-time employment will be credited with continuous service from their original hire date for purposes of determining annual accrual amounts.

4. Paid time off hours may be used as they are earned, except as follows:

a. New employees may not use paid time off until they have been employed for the minimum period stated above. At that time, they may use the time they have earned. Exempt employees requesting time off before it is granted will be required to take a full day of unpaid leave. Non-exempt employees will take the amount of time absent unpaid.

b. Employees placed on furlough status may not substitute paid time off during the furlough period.

c. Employees will not be eligible to take any paid sick, vacation or personal days after a resignation notice has been given.

Procedure:

1. Vacation paid time off schedules must be approved by a manager with at least a two (2) weeks' notice. Conflicts in paid time off scheduling will be resolved by management giving priority based on seniority, work performance and no pending disciplinary actions.

2. Paid time off must be used in increments of at least fifteen (15) minutes. A day's paid time off will equal the number of hours the employee is scheduled to work.

If an employee takes paid time off on a day they are scheduled to work a ten (10) or twelve (12) hour shift, they must record ten (10) or twelve (12) hours respectively as paid time off on their request.

Exempt employees will only be required to use up to forty hours of paid time off in a work week even if they regularly work more than forty hours.

3. Employees are not permitted to use paid time off on a day in which they have worked their full scheduled shift.

4. Paid time off pay will be computed at the straight-time hourly rate for each hour of paid time off used. Paid time off taken during the workweek will not be considered as time worked in the computation of overtime.

5. Paid time off hours cannot be converted into payment in lieu of actually taking paid time off.

6. Unused accrued paid time off hours will be forfeited under the following reasons:

a. Termination (Voluntary or Involuntary; with or without notice)



Roberto Clemente Charter School

- b. After June 30th for 12-month contract employees and after the last day of school for 10-month contract employees.
 - c. If a full-time or benefit-earning part-time employee reclassifies to an on-call or part-time employee regularly scheduled to work less than thirty (30) hours per week, thus losing eligibility for paid time off benefits and any unused accrued paid time off as of the date of reclassification.
7. Vacation and Personal Top-Off: Employees may not carry over the amount of paid time off earned during the year to the next year. Any paid time off hours which an employee qualifies for must be used by no later than the cut-off of June 30th for 12-month contract employees or by the last day of school for 10-month contract employees. If all excess hours are not used by that date, any hours remaining will be topped-off and the employee's balance adjusted down to their allowed annual accrual for the upcoming fiscal/academic year.
 8. Special Extension Requests for Paid time off Use - Special extension requests to allow an employee to use excess paid time off hours beyond the top-off date (based on work-related reasons preventing the use of excess paid time off time) must be requested and approved by the CEO in writing and prior to May 1st of each year to be exempt from the annual top-off.
 9. Unless prohibited by law, if a leave of absence is required by an employee, they must use all earned sick and paid time off hours. This constitutes a paid leave of absence. Once this paid leave time is exhausted, the employee will be put on an unpaid leave of absence.
 10. Short-term and long-term disability insurance benefit eligible employees will be required to utilize disability insurance in accordance with policy eligibility guidelines and will not be permitted to combine that income with paid time off offered by RCCS.
 11. Management Administration reserves the right to schedule earned paid time off during a facility shutdown or holiday period.
 12. Continuous application of this policy is subject to the continuation of and the availability of funding.
 13. Paid time off may not be requested during required induction and orientation activities. Instructional Employees may not request paid time off during the first ten (10) instructional days of the school year or the last ten (10) instructional days of the school year.
 14. Exempt employees requesting time off after paid time off is depleted, will be required to take a full day of unpaid leave. Non-exempt employees will take the amount of time absent unpaid.

Paid time Off restitution

The Roberto Clemente Charter School reserves the right to prorate the use of paid time off to recover paid benefits offered to any employee who separates from their job before the end of their year contract.



Roberto Clemente Charter School

Severe Weather/Emergency Cancellations

1. All full-time employees will be paid for cancellation workdays due to inclement weather or emergencies if no other PTO have previously been approved by the supervisor.
2. Part-time employees working 30 or more hours per week, will receive pay for any cancelled time beyond the second day of events, need not be consecutive, on an academic year period.

Board Approval Date

5/17/2022

Revision Approval Date

Approval Signatures on file

Dr. Lynn Columba, President
Mr. Alex Rolón, Secretary

TO THE EXTENT THAT ANYTHING IN THIS POLICY COULD BE CONSTRUED TO CONFLICT WITH THE SCHOOL'S CHARTER OR APPLICABLE STATE AND/OR FEDERAL LAWS, THE CHARTER AND/OR APPLICABLE STATE AND/OR FEDERAL LAWS CONTROL.

The above policy update will replace/update former related policies and procedures per RCCS Policies and Procedures Manual of 2011-2012 and the Personnel Guidelines and Procedures of August 21, 2018.

Roberto Clemente Charter School

Board of Trustees Policy

UNPAID LEAVE OF ABSENCE

The Board of Trustees of the Roberto Clemente Charter School (“Charter School”) recognize the need of employees to have leaves of medical, family, civic and personal absence for a variety of reasons.

The Chief Executive Officer (“CEO”) is authorized to develop regulations with approval by the Board of Trustees in accordance with the guidelines of this policy and provide each work location with a copy of the regulations.

The CEO shall continually evaluate the effectiveness of this policy, particularly in light of situations that arise, and make appropriate recommendations to the Board of Trustees for any needed revision or addition.

The Board of Trustees reserves the right to specify the conditions under which uncompensated leave may be taken.

Guidelines for Leave

There shall be printed regulations defining types of leaves, time limits for absence, permissible activities during leave, benefits, and salary, if applicable.

Proof of need for a leave of absence such as a physician's signed certification of illness or disability shall be presented by the employee as permitted by applicable law.

Any employee on leave shall be denied approval for engaging in any remunerative activity. Non-compliance of this provision will be a basis for employee dismissal from service.

Uncompensated Leave

The Board recognizes that in certain instances, an employee may request extended leave for personal reasons and the Charter School would benefit from the return to service of the employee. Requests for such leave shall be made in writing and submitted to the


CEO who will make a recommendation to the Board of Trustees for approval or disapproval. The Board of Trustees shall make the final decision in each case.

TO THE EXTENT THAT ANYTHING IN THIS POLICY COULD BE CONSTRUED TO CONFLICT WITH THE CHARTER OR APPLICABLE STATE AND/OR FEDERAL LAWS, THE APPLICABLE STATE AND/OR FEDERAL LAWS AND/OR CHARTER CONTROL.

ADOPTED this _____ day of _____, 2023

President

Secretary



Roberto Clemente Charter School

Business Report: December 19, 2023

Page 1 of 2

Financial Activity (11/1-11/30/23)


- Finance Committee meeting (Dec-15).
- 630 Students: Non-Special Ed (569), Special Ed (61)
Allentown SD (593), Bethlehem Area SD (10), Catasauqua Area SD (3), East Penn SD (5), Panther Valley SD (1), Parkland SD (4), Southern Lehigh SD (3), Salisbury Township SD (3), Saucon Valley SD (2), Whitehall/Coplay SD (6)
- East Penn SD 2023/24 Form 363:
 - NonSpecial Ed- \$14,408.06/student (+\$1,591/student)
 - Special Ed- \$33,268.55/student (+\$3,677/student)
- 23/24 Form 363 not received: Allentown SD, Whitehall/Coplay SD
- Total grant funds spent: Mental Health and Safety & Security grant/CARES (\$79,689 of \$140,000).
- Total grant funds spent: ESSER III (\$1,924,201 of \$3,403,099).
- 12/1 Pay date (\$192,143) deposited into the clearing house on 11/30.
- Received plan credits/refunds on health insurance claims (\$301,194).
- Received full payment for the 23/24 Ready To Learn grant (\$28,546).
- Un-Assigned General Fund balance \$1,182,335 / 10.1% of the operating budget.
- \$766,567 Total monthly disbursements.
- Winter maintenance contract installment 1 of 4 paid. -*DMC Snow*
- Staff holiday gift cards purchased. -*Lehigh Valley Mall*
- October & November STD/LTD/LI insurance paid. -*Unum Life Insurance Co.*

Grants, Donations, & Reports

- Filed (Nov-27) 2022/23 PDE 2057 Annual Financial Report.
- Submitted (Nov-28) 23/24 Charter School Enrollment & Low-Income Verification Report.

Contracts & Agreements

- Student uniforms. -*Flynn O'Hara*
 - Renewal; 2024/25 School year
 - 10% Rebate
 - 12-Month termination notice
- Athletic trainer services for the basketball program. -*St. Luke's Health Network Inc.*
 - 11/2/23-3/15/24
 - 1 Athletic trainer; \$100/game
 - 30-Day termination notice



Roberto Clemente Charter School

Business Report: December 19, 2023

Page 2 of 2

Technology Update

- 185 Service tickets received between 11/10-12/10.
- Unifi controller upgraded with no issues.
- New copiers installed at the elementary school. Technical issues are being addressed with the vendor.
- Minor audio infrastructure upgrades deployed in the secondary school gymnasium.
- Preparing for January student testing.
- Testing various laptop models for future fleet replacements.
- Device disruptions due to Google Cloud system outage lasted a day. No recurrence as of this report.
- Slight reconfigurations to the VOIP phone system are ongoing. Provisioning server was rebuilt and redeployed.
- Developing an in-house, organization-wide tech inventory and equipment lifecycle tracking system.
- Outdoor signage at the elementary school is undergoing repairs.
- Preparation for winter break maintenance and upgrades is underway.
- Developing environmental sensors.

Facilities Update

- 49 Service tickets received between 11/10-12/10.
- Installed lines in the secondary school for additional security equipment.
- Manufacturer serviced another bottle-fill station under warranty.
- Refinished the floors in several classrooms during the Thanksgiving Day break.
- Installed new circuits in the elementary school.
- Three HVAC units repaired at the secondary school.
- Routine School Facility Inspection conducted by the Bureau of Health (12/12).
- Walkthrough with HAO is scheduled for Dec-22.

Food Service Update

- Internal site monitoring conducted by the business office (11/20).
- Administrative Review (AR) onsite testing conducted by the PA Dept of Ed (11/29).
- Routine Retail Food Facility Inspection conducted by the Bureau of Health (12/12).

ROBERTO CLEMENTE CHARTER SCHOOL

Financial Report for the Month Ending

November 30, 2023

	Current Month	2023-2024 Y-T-D	Budget Y-T-D	Variance	2023-2024 Budget
Revenue-General Fund					
6000/9000 Local Sources & Other Sources					
6500 Interest	\$ 2,410.24	\$ 11,668.43	\$ 838.00	\$ 10,830.43	\$ 2,000.00
6700 Student Activities	323.60	508.60	3,030.00	(2,521.40)	10,100.00
6832 PassThru Federal Funds (IU)	14,115.30	17,849.00	18,224.70	(375.70)	60,749.00
6920 Other Local Grants & Contributions	0.00	500.00	0.00	500.00	1,505.00
6944 Regular Education Subsidies	521,751.38	2,591,675.56	2,774,915.00	(183,239.44)	6,659,796.00
6944 Special Education Subsidies	143,948.09	669,921.61	662,520.88	7,400.73	1,590,050.00
6990 Miscellaneous	407.75	1,984.70	508.30	1,476.40	1,700.00
	<hr/>	<hr/>	<hr/>	<hr/>	<hr/>
<i>Total Local Sources</i>	<i>682,956.36</i>	<i>3,294,107.90</i>	<i>3,460,036.88</i>	<i>(165,928.98)</i>	<i>8,325,900.00</i>
7000 State Sources					
7200 Specific Educational Programs	0.00	0.00	0.00	0.00	0.00
7320 Lease Reimbursement	0.00	0.01	0.00	0.01	104,556.00
7330 Health Services Reimbursement	0.00	0.00	0.00	0.00	11,000.00
7505 Ready To Learn Grant	2,624.69	17,395.94	8,563.80	8,832.14	28,546.00
	<hr/>	<hr/>	<hr/>	<hr/>	<hr/>
<i>Total State Sources</i>	<i>2,624.69</i>	<i>17,395.95</i>	<i>8,563.80</i>	<i>8,832.15</i>	<i>144,102.00</i>
8000 Federal Sources					
8514 Title I	45,834.71	143,021.21	174,789.40	(31,768.19)	548,818.00
8515 Title II	831.16	12,910.00	15,803.02	(2,893.02)	48,794.00
8516 Title III	5,677.68	7,913.17	8,370.00	(456.83)	27,900.00
8517 Title IV	1,810.20	18,858.88	11,250.00	7,608.88	35,700.00
8700 ESSER	117,800.04	609,140.44	668,494.92	(59,354.48)	1,948,056.00
	<hr/>	<hr/>	<hr/>	<hr/>	<hr/>
<i>Total Federal Sources</i>	<i>171,953.79</i>	<i>791,843.70</i>	<i>878,707.34</i>	<i>(86,863.64)</i>	<i>2,609,268.00</i>
Food Service					
6620 Sales	3,888.65	3,888.65	0.00	3,888.65	0.00
6920 Local Grants & Contributions	0.00	0.00	0.00	0.00	0.00
6990 Miscellaneous	0.00	0.00	0.00	0.00	0.00
7600 State Sources	1,602.04	6,352.56	7,000.00	(647.44)	21,000.00
8531 Federal Sources	50,444.26	197,679.80	181,300.00	16,379.80	595,000.00
	<hr/>	<hr/>	<hr/>	<hr/>	<hr/>
<i>Total Food Service</i>	<i>55,934.95</i>	<i>207,921.01</i>	<i>188,300.00</i>	<i>19,621.01</i>	<i>616,000.00</i>
	<hr/>	<hr/>	<hr/>	<hr/>	<hr/>
Total Revenue	913,469.79	4,311,268.56	4,535,608.02	(224,339.46)	11,695,270.00

ROBERTO CLEMENTE CHARTER SCHOOL

Financial Report for the Month Ending

November 30, 2023

	Current Month	2023-2024 Y-T-D	Budget Y-T-D	Variance	2023-2024 Budget
Expenses-General Fund					
Instructional Services					
1100-Regular Programs					
100 Salaries/Wages	\$ 256,304.91	\$ 893,231.49	\$ 1,015,520.80	(\$ 122,289.31)	\$ 2,901,488.00
200 Benefits	(128,862.06)	160,566.56	473,208.75	(312,642.19)	1,352,025.00
300 Contracted Professional & Technical Services	0.00	0.00	0.00	0.00	0.00
400 Property Services-Maintenance/Repairs/Rentals	2,117.10	9,594.94	12,733.38	(3,138.44)	30,560.00
500 Other Services	0.00	0.00	1,800.00	(1,800.00)	6,000.00
600 Supplies/Books/Subscriptions	6,945.36	90,814.43	80,426.18	10,388.25	171,109.00
800 Miscellaneous	(404.60)	375.40	1,500.00	(1,124.60)	5,000.00
	<hr/>				
<i>Total Regular Programs</i>	<i>136,100.71</i>	<i>1,154,582.82</i>	<i>1,585,189.11</i>	<i>(430,606.29)</i>	<i>4,466,182.00</i>
1200-Special Programs					
100 Salaries/Wages	24,405.91	81,142.51	143,380.85	(62,238.34)	402,231.00
200 Benefits	7,665.90	32,820.21	66,987.65	(34,167.44)	188,225.00
300 Contracted Professional & Technical Services	10,283.04	41,709.72	26,000.00	15,709.72	26,000.00
500 Other Services	0.00	0.00	208.38	(208.38)	500.00
600 Supplies/Books/Subscriptions	443.21	4,402.54	6,757.71	(2,355.17)	13,850.00
	<hr/>				
<i>Total Special Programs</i>	<i>42,798.06</i>	<i>160,074.98</i>	<i>243,334.59</i>	<i>(83,259.61)</i>	<i>630,806.00</i>
1400/1691/1700-Other Programs & Adult Education					
100 Salaries/Wages	10,545.75	62,676.00	131,134.00	(68,458.00)	273,780.00
200 Benefits	2,664.13	16,525.73	35,361.80	(18,836.07)	73,789.00
300 Contracted Professional & Technical Services	1,400.00	2,365.87	7,800.00	(5,434.13)	12,000.00
500 Other Services	0.00	0.00	0.00	0.00	0.00
566 Tuition/Higher Education	0.00	0.00	1,500.00	(1,500.00)	5,000.00
600 Supplies/Books/Subscriptions	1,764.49	8,124.56	7,000.00	1,124.56	14,000.00
	<hr/>				
<i>Total Other Programs & Adult Education</i>	<i>16,374.37</i>	<i>89,692.16</i>	<i>182,795.80</i>	<i>(93,103.64)</i>	<i>378,569.00</i>
Support Services					
2100-Student Support (Guidance/Social Svc/Child Accounting/Special Ed)					
100 Salaries/Wages	22,620.40	86,213.46	92,102.57	(5,889.11)	246,766.00
200 Benefits	6,244.47	38,340.29	47,183.44	(8,843.15)	123,540.00
300 Contracted Professional & Technical Services	7,999.19	10,741.71	25,440.00	(14,698.29)	84,800.00
336 Contracted Evaluations & Special Ed Services	6,643.75	6,643.75	24,000.00	(17,356.25)	200,000.00
500 Other Services	32.33	692.75	1,633.38	(940.63)	4,900.00
600 Supplies & Subscriptions	1,815.99	4,286.60	12,787.92	(8,501.32)	22,150.00
	<hr/>				
<i>Total Student Support</i>	<i>45,356.13</i>	<i>146,918.56</i>	<i>203,147.31</i>	<i>(56,228.75)</i>	<i>682,156.00</i>

ROBERTO CLEMENTE CHARTER SCHOOL

Financial Report for the Month Ending

November 30, 2023

	Current		2023-2024		Budget		2023-2024
	Month		Y-T-D		Y-T-D	Variance	Budget
2200-Instructional Support (Technology/Library/Curriculum/Staff Development)							
100 Salaries/Wages	\$ 20,356.80	\$	\$ 107,032.80	\$	\$ 115,832.94	(\$ 8,800.14)	\$ 286,499.00
200 Benefits	10,509.48		58,373.47		63,162.13	(4,788.66)	154,083.00
240 Tuition Reimbursement	900.00		1,800.00		10,000.00	(8,200.00)	24,000.00
300 Contracted Professional & Technical Services	0.00		0.00		9,151.69	(9,151.69)	21,964.00
360 Contracted Staff Development Services	7,725.00		17,025.00		37,485.00	(20,460.00)	77,730.00
400 IT Equipment-Maintenance/Repairs/Rentals	0.00		0.00		2,000.00	(2,000.00)	2,000.00
400 Library Equipment-Maintenance/Repairs/Rentals	0.00		0.00		0.00	0.00	0.00
500 Other Services	0.00		0.00		2,645.89	(2,645.89)	5,148.00
600 IT Supplies & Subscriptions	454.88		4,734.31		10,166.83	(5,432.52)	18,800.00
600 Library Supplies & Subscriptions	0.00		0.00		13,567.33	(13,567.33)	15,788.00
600 Curriculum Supplies & Subscriptions	0.00		0.00		19,250.07	(19,250.07)	46,200.00
600 Staff Development Supplies & Subscriptions	690.25		8,355.89		8,428.07	(72.18)	14,108.00
800 Miscellaneous	0.00		0.00		208.38	(208.38)	500.00
<i>Total Instructional Support</i>	<i>40,636.41</i>		<i>197,321.47</i>		<i>291,898.33</i>	<i>(94,576.86)</i>	<i>666,820.00</i>
2310/2360-Administration (Board/CEO's Office/Legal & Accounting)							
100 Salaries/Wages	9,568.00		50,232.00		51,826.69	(1,594.69)	124,384.00
200 Benefits	5,621.00		30,049.41		33,185.44	(3,136.03)	79,645.00
300 School Board Professional Development Services	0.00		300.00		833.31	(533.31)	2,000.00
330 Legal & Accounting Services	2,237.50		28,534.00		40,666.69	(12,132.69)	65,000.00
400 Property Services-Maintenance/Repairs/Rentals	0.00		0.00		0.00	0.00	0.00
500 Other Services	0.00		268.19		941.62	(673.43)	1,800.00
600 Supplies & Subscriptions	219.13		641.06		1,772.94	(1,131.88)	4,255.00
800 Dues/Miscellaneous	0.00		3,100.00		3,708.31	(608.31)	4,500.00
<i>Total Board/CEO's Office/Legal & Accounting</i>	<i>17,645.63</i>		<i>113,124.66</i>		<i>132,935.00</i>	<i>(19,810.34)</i>	<i>281,584.00</i>
2380-Administration (Principal's Office)							
100 Salaries/Wages	36,965.60		206,948.82		212,101.51	(5,152.69)	500,250.00
200 Benefits	11,267.90		68,439.66		68,808.88	(369.22)	163,940.00
400 Property Services-Maintenance/Repairs/Rentals	1,245.95		6,961.90		6,666.62	295.28	15,800.00
500 Other Services	377.25		1,289.64		1,333.45	(43.81)	3,200.00
600 Supplies & Subscriptions	184.21		6,281.71		7,906.39	(1,624.68)	16,175.00
800 Miscellaneous	374.77		414.77		1,250.00	(835.23)	3,000.00
<i>Total Principal's Office</i>	<i>50,415.68</i>		<i>290,336.50</i>		<i>298,066.85</i>	<i>(7,730.35)</i>	<i>702,365.00</i>

ROBERTO CLEMENTE CHARTER SCHOOL

Financial Report for the Month Ending

November 30, 2023

	Current		2023-2024		Budget		2023-2024
	Month		Y-T-D		Y-T-D	Variance	Budget
2400-Pupil Health							
100 Salaries/Wages	\$ 15,866.50	\$	\$ 57,739.80	\$	\$ 64,243.10	(\$ 6,503.30)	\$ 170,366.00
200 Benefits	19,627.28		45,036.72		35,253.40	9,783.32	96,447.00
300 Contracted Professional & Technical Services	550.00		550.00		900.00	(350.00)	3,000.00
500 Other Services	0.00		0.00		208.38	(208.38)	500.00
600 Supplies & Subscriptions	159.68		1,760.69		7,300.14	(5,539.45)	9,750.00
	<hr/>		<hr/>		<hr/>	<hr/>	<hr/>
<i>Total Pupil Health</i>	<i>36,203.46</i>		<i>105,087.21</i>		<i>107,905.02</i>	<i>(2,817.81)</i>	<i>280,063.00</i>
2500-Business							
100 Salaries/Wages	17,928.66		84,930.67		95,318.38	(10,387.71)	228,764.00
200 Benefits	20,917.95		104,780.41		48,308.38	56,472.03	115,940.00
300 Contracted Professional & Technical Services	2,317.20		13,465.78		12,208.38	1,257.40	23,500.00
400 Property Services-Maintenance/Repairs/Rentals	1,009.47		5,684.36		6,050.00	(365.64)	14,300.00
500 Other Services	125.00		454.13		916.69	(462.56)	2,200.00
600 Supplies & Subscriptions	334.57		2,767.78		3,416.69	(648.91)	8,200.00
800 Taxes/Fees/Miscellaneous	0.00		360.83		941.69	(580.86)	1,700.00
	<hr/>		<hr/>		<hr/>	<hr/>	<hr/>
<i>Total Business</i>	<i>42,632.85</i>		<i>212,443.96</i>		<i>167,160.21</i>	<i>45,283.75</i>	<i>394,604.00</i>
2600/2900-Plant Operations & Maintenance							
100 Salaries/Wages	25,640.01		133,623.66		143,623.01	(9,999.35)	344,695.00
200 Benefits	9,430.26		50,501.93		61,339.63	(10,837.70)	147,215.00
300 Contracted Professional & Technical Services	13,108.57		43,245.81		73,658.45	(30,412.64)	180,280.00
400 Property Services-Maintenance/Repairs/Rentals	30,169.36		61,938.76		34,246.30	27,692.46	166,550.00
441 Building Leases	59,441.72		297,208.60		297,209.19	(0.59)	713,302.00
500 Other Services	94.34		544.31		666.69	(122.38)	1,600.00
520 Property Insurance	3,924.15		19,626.10		19,041.69	584.41	45,700.00
538 Telecommunications	1,321.91		6,594.67		6,875.00	(280.33)	16,500.00
600 Supplies & Subscriptions	4,575.47		33,679.25		61,833.94	(28,154.69)	117,400.00
620 Utilities & Fuel	6,603.92		31,784.19		37,523.38	(5,739.19)	104,400.00
800 Miscellaneous	0.00		72.49		416.69	(344.20)	1,000.00
810 Property Taxes	0.00		0.00		0.00	0.00	0.00
	<hr/>		<hr/>		<hr/>	<hr/>	<hr/>
<i>Total Plant Operations & Maintenance</i>	<i>154,309.71</i>		<i>678,819.77</i>		<i>736,433.97</i>	<i>(57,614.20)</i>	<i>1,838,642.00</i>

ROBERTO CLEMENTE CHARTER SCHOOL

Financial Report for the Month Ending

November 30, 2023

	Current Month	2023-2024 Y-T-D	Budget Y-T-D	Variance	2023-2024 Budget
2800-Central (Human Resources/Information & Data/Grant Administration)					
100 Salaries/Wages	\$ 5,678.00	\$ 278,309.50	\$ 340,255.88	(\$ 61,946.38)	\$ 383,314.00
200 Benefits	3,505.62	54,380.25	41,953.13	12,427.12	56,728.00
300 Contracted Professional & Technical Services	0.00	0.00	0.00	0.00	0.00
360 Contracted Staff Development Services	325.00	2,045.00	20,091.54	(18,046.54)	36,349.00
500 Other Services	5,711.12	6,668.42	15,474.49	(8,806.07)	26,398.00
600 Supplies & Subscriptions	15,074.28	28,094.60	27,504.40	590.20	63,600.00
800 Miscellaneous	0.00	1,000.00	416.69	583.31	1,000.00
<i>Total Central (HR/Information & Data/Grants)</i>	<i>30,294.02</i>	<i>370,497.77</i>	<i>445,696.13</i>	<i>(75,198.36)</i>	<i>567,389.00</i>
Non-Instructional Services					
3200/3300/3400-Student Activities & Community Services					
100 Salaries/Wages	0.00	2,230.00	15,176.69	(12,946.69)	39,246.00
200 Benefits	0.00	948.07	5,114.18	(4,166.11)	13,003.00
300 Contracted Professional & Technical Services	0.00	0.00	0.00	0.00	0.00
500 Other Services	2,664.00	2,664.00	5,520.00	(2,856.00)	18,400.00
600 Supplies/Books/Subscriptions	2,868.54	4,414.26	10,300.07	(5,885.81)	28,000.00
800 Fundraisers/Fees/Miscellaneous	0.00	0.00	3,650.00	(3,650.00)	14,505.00
<i>Total Student Activities & Community Services</i>	<i>5,532.54</i>	<i>10,256.33</i>	<i>39,760.94</i>	<i>(29,504.61)</i>	<i>113,154.00</i>
3100-Food Services					
100 Salaries/Wages	15,124.74	68,827.80	74,966.90	(6,139.10)	196,223.00
200 Benefits	3,898.68	22,415.02	23,278.15	(863.13)	58,576.00
300 Contracted Professional & Technical Services	0.00	2,100.00	3,045.48	(945.48)	7,500.00
400 Property Services-Maintenance/Repairs/Rentals	0.00	740.00	2,166.69	(1,426.69)	5,200.00
500 Other Services	0.00	0.00	416.69	(416.69)	1,000.00
600 Supplies & Subscriptions	1,423.74	16,397.11	23,866.69	(7,469.58)	54,900.00
630 Food & Dairy	28,406.31	114,764.85	118,920.00	(4,155.15)	350,900.00
800 Miscellaneous	0.00	50.39	208.38	(157.99)	500.00
<i>Total Food Services</i>	<i>48,853.47</i>	<i>225,295.17</i>	<i>246,868.98</i>	<i>(21,573.81)</i>	<i>674,799.00</i>

ROBERTO CLEMENTE CHARTER SCHOOL

Financial Report for the Month Ending

November 30, 2023

	Current Month	2023-2024 Y-T-D	Budget Y-T-D	Variance	2023-2024 Budget
Other Expenditures & Financing Uses					
5110/5140/9200-Debt Service & Financing Uses					
700 Leases/Right To Use	\$ 0.00	\$ 0.00	\$ 0.00	\$ 0.00	\$ 0.00
770 Amortization	0.00	0.00	0.00	0.00	0.00
810 Fees	0.00	0.00	0.00	0.00	0.00
830 Interest	0.00	0.00	0.00	0.00	0.00
910 Principal	0.00	0.00	0.00	0.00	0.00
913 Lease Payments	0.00	0.00	0.00	0.00	0.00
914 Other Right To Use Payments	0.00	0.00	0.00	0.00	0.00
000 Proceeds	0.00	0.00	0.00	0.00	0.00
<i>Total Debt Service & Financing Uses</i>	<i>0.00</i>	<i>0.00</i>	<i>0.00</i>	<i>0.00</i>	<i>0.00</i>
Total Expenses	667,153.04	3,754,451.36	4,681,192.24	(926,740.88)	11,677,133.00
Net Operating Income (Loss)	\$ 246,316.75	\$ 556,817.20	(\$ 145,584.22)	\$ 702,401.42	\$ 18,137.00
Capital Outlay (450/700)					
1000 Instructional-Equipment & Furniture	0.00	21,332.20	0.00	21,332.20	0.00
2100 Student Support-Equipment & Furniture	0.00	0.00	0.00	0.00	0.00
2200 Instructional Staff Support-Equipment & Furniture	0.00	0.00	0.00	0.00	0.00
2300 Administrative-Equipment & Furniture	0.00	0.00	0.00	0.00	0.00
2400 Health-Equipment & Furniture	0.00	0.00	0.00	0.00	0.00
2500 Business-Equipment & Furniture	0.00	0.00	0.00	0.00	0.00
2600 Plant Operations-Equipment & Furniture	0.00	9,535.27	8,000.00	1,535.27	8,000.00
2800 Central Services-Equipment & Furniture	0.00	0.00	0.00	0.00	0.00
3100 Food Service- Equipment & Furniture	0.00	0.00	0.00	0.00	0.00
3200 NonInstructional Equipment & Furniture	0.00	0.00	0.00	0.00	0.00
4000 Facilities Acquisition/Construction/Improvements	0.00	0.00	0.00	0.00	0.00
<i>Total Capital Outlay</i>	<i>0.00</i>	<i>30,867.47</i>	<i>8,000.00</i>	<i>22,867.47</i>	<i>8,000.00</i>
Total Income (Loss)	\$ 246,316.75	\$ 525,949.73	(\$ 153,584.22)	\$ 679,533.95	\$ 10,137.00

ROBERTO CLEMENTE CHARTER SCHOOL
Financial Report for the Month Ending
November 30, 2023

ASSETS

Current Assets

Cash

Main Operating Account	\$ 822,504.78
Auxiliary Account	8,469.85
Payroll Account	420,284.55
HIC Account	80,466.00
Executive Account	984.73
Principals' Accounts	1,820.74
Money Market Accounts	1,644,961.33
Petty Cash	<u>900.00</u>

Total Cash 2,980,391.98

Accounts Receivable

School Districts	1,311,420.68
State Government	1,602.04
Federal Government	50,524.99
Other	<u>1,000.00</u>

Total Accounts Receivable 1,364,547.71

Other Current Assets

Deposits	192,143.63
Capital Contribution- Pareto	65,419.41
Accrued Revenue	422,310.40
PrePaid Expenses	308,002.65
Food Service PrePaid Expenses & Accrued Revenue	0.00
Agency Fund-Cash Accounts (Students)	<u>2,341.14</u>

Total Other Current Assets 990,217.23

Fixed Assets

Buildings & Equipment

131 Hamilton Street Building (Administration)	1,112,680.87
850 N 5th Street Building (Elementary School)	566,149.67
136 S 4th Street Building (Secondary School)	864,312.28
Construction In Progress	0.00
Computer Equipment	1,045,281.76
Furniture & Equipment	1,039,938.83
Accumulated Depreciation	(2,677,592.74)
Food Service Equipment & Furniture	59,796.71
Food Service Accumulated Depreciation	(46,126.94)
Building Leases	4,923,720.78
Equipment Leases	130,144.29
Other Right-To-Use Assets	129,764.36
Accumulated Amortization	<u>(1,332,736.33)</u>

Total Buildings & Equipment 5,815,333.54

Total Assets **\$ 11,150,490.46**

ROBERTO CLEMENTE CHARTER SCHOOL
Financial Report for the Month Ending
November 30, 2023

LIABILITIES AND CAPITAL

Liabilities

Current Liabilities

Short-Term Payables

Accounts Payable	\$	100,882.68
PSERS-Employer Contributions		258,762.19
403 B-Employer Contributions		18,501.34
Payroll Taxes & Deductions		(94.46)
Retirement-Employee Contributions		34,201.90
		412,253.65

Total Short-Term Payables 412,253.65

Accrued Expenses & Other Current Liabilities

Accrued Salaries & Benefits		390,411.24
Other Accrued Expenses		0.00
Interfund Payable		0.00
UnEarned Revenue		60,962.33
Deposits		0.00
Scholarship Funds		3,015.00
		454,388.57

Total Accrued Expenses & Other Current Liabilities 454,388.57

NonCurrent Liabilities

Lease Obligations-Buildings		3,940,569.33
Lease Obligations-Equipment		78,715.46
Other Right To Use Obligations		66,777.70
		4,086,062.49

Total NonCurrent Liabilities 4,086,062.49

Total Liabilities **4,952,704.71**

Capital

Assigned General Funds

Assigned Funds-Operating (Budget Impasse)		1,440,000.00
Assigned Funds-Capital Expenses & Projects		1,052,274.38
Assigned Funds-Technology Replacement		18,667.80
Assigned Funds-Scholarships & Awards		750.00
Assigned Funds-Budget Shortfall		222,000.00
Assigned Funds-Board Designated Emergency		50,000.00
		2,783,692.18

Total Assigned Funds 2,783,692.18

Other Fund Balances & Net Positions

Non-Spendable		500,146.28
Net Investment In Capital Assets & Right To Use		1,729,271.05
Agency Funds (Students)		2,341.14
UnAssigned General Funds		656,385.37
Net Income (Loss)		525,949.73
		3,414,093.57

Total Other Fund Balances & Net Position 3,414,093.57

Total Capital **6,197,785.75**

Total Liabilities & Capital **\$ 11,150,490.46**

ROBERTO CLEMENTE CHARTER SCHOOL
Financial Report for the Month Ending
November 30, 2023

PA PUBLIC SCHOOL EMPLOYEES RETIREMENT SYSTEM:

DEFERRED OUTFLOW OF RESOURCES

Deferred Outflow of Resources-PSERS	\$ 921,013.15
Deferred Outflow of Resources-OPEB	<u>107,608.00</u>
Total Deferred Outflow of Resources	<u>\$ 1,028,621.15</u>

DEFERRED INFLOW OF RESOURCES/LIABILITIES & NET POSITION

Deferred Inflow of Resources-PSERS	983,777.00
Deferred Inflow of Resources-OPEB	125,112.00
Long-Term Pension Liability	6,847,000.00
Long-Term OPEB Liability	<u>283,000.00</u>
Total Deferred Inflow of Resources/Liabilities	8,238,889.00
Pension Fund Net Position	(6,909,763.85)
OPEB Fund Net Position	<u>(300,504.00)</u>
Total Deferred Inflow of Resources/Liabilities & Net Position	<u>\$ 1,028,621.15</u>

Roberto Clemente Charter School
Payment List
For the Period 11/1/23 through 11/30/23

Ref No.	Ref Date	Vendor	Description	Amount	Issue Date	Cleared
002732	11/1/23	HISPANIC AMERICAN ORG	850 N 5th Street lease	\$ 22,617.80	11/1/23	X
002733	11/1/23	HISPANIC AMERICAN ORG	136 S 4th Street lease	\$ 36,823.92	11/1/23	X
002734	11/1/23	All City Management Services, Inc	Crossing guards	\$ 1,810.20	11/3/23	X
002735	11/1/23	William Breiner	Travel reimbursement	\$ 81.62	11/3/23	X
002736	11/1/23	CARON TREATMENT CENTERS		\$ 295.00	11/3/23	X
002737	11/1/23	Decker Equipment		\$ 622.98	11/3/23	X
002738	11/1/23	Derstine's	Dairy/food	\$ 4,458.26	11/3/23	X
002739	11/1/23	edmentum		\$ 195.50	11/3/23	X
002740	11/1/23	EDU HEALTHCARE	Contracted staffing agency	\$ 5,881.43	11/3/23	X
002741	11/1/23	Flinn Scientific Inc		\$ 27.47	11/3/23	X
002742	11/1/23	Liminex, INC	Classroom subscription	\$ 4,947.20	11/3/23	X
002743	11/1/23	Taren Kobyra		\$ 62.54	11/3/23	X
002744	11/1/23	Alyssa Mace	Tuition/travel reimbursement	\$ 1,265.72	11/3/23	X
002745	11/1/23	MetLife-Group Benefits	Dental insurance	\$ 3,496.78	11/3/23	X
002746	11/1/23	PLAZA HARDWARE		\$ 43.71	11/3/23	X
002747	11/1/23	Rittenhouse & Sons, Inc		\$ 550.00	11/3/23	X
002748	11/1/23	SCHOOL NURSE SUPPLY		\$ 134.33	11/3/23	X
002749	11/1/23	Cory Snyder	Travel reimbursement	\$ 77.70	11/3/23	X
002750	11/1/23	STANDING STONE CONSULTING INC	Security guards	\$ 4,717.31	11/3/23	X
002751	11/1/23	Teacher Synergy, LLC		\$ 82.99	11/3/23	X
002752	11/1/23	Valley Youth House	Student counseling	\$ 2,742.52	11/3/23	X
002753	11/1/23	Venus Supplies and Services	Cafeteria supplies	\$ 4,057.50	11/3/23	X
002754	11/1/23	VIPER PEST SERVICES		\$ 200.00	11/3/23	X
002755	11/16/23	ADAMS GLASS & ALUMINUM, INC		\$ 174.00	11/17/23	X
002756	11/16/23	All City Management Services, Inc	Crossing guards	\$ 3,077.34	11/17/23	X
002757	11/16/23	APEX ELEVATOR INSPECTION		\$ 215.00	11/17/23	
002758	11/16/23	Bimbo Bakeries USA		\$ 65.68	11/17/23	X
002759	11/16/23	William Breiner	Travel reimbursement	\$ 37.63	11/17/23	X
002760	11/16/23	Derstine's	Dairy/food	\$ 4,519.54	11/17/23	X
002761	11/16/23	DMC SNOW	Contracted winter maintenance	\$ 21,000.00	11/17/23	X
002762	11/16/23	EDU HEALTHCARE	Contracted staffing agency	\$ 7,681.79	11/17/23	X
002763	11/16/23	Gold Star Foods		\$ 112.32	11/17/23	X
002764	11/16/23	JP Mascaro & Sons	Refuse, recycling	\$ 1,896.06	11/17/23	X
002765	11/16/23	Kegel's Produce	Fresh produce	\$ 3,193.25	11/17/23	X
002766	11/16/23	LEHIGH VALLEY MALL	Staff holiday gift cards	\$ 10,605.00	11/17/23	
002767	11/16/23	LEHIGH VALLEY IRON PIGS		\$ 225.00	11/17/23	
002768	11/16/23	Alyssa Mace	Travel reimbursement	\$ 90.15	11/17/23	X
002769	11/16/23	Kara McGill	Travel reimbursement	\$ 17.49	11/17/23	
002770	11/16/23	Nearpod, Inc	Classroom subscription	\$ 3,981.00	11/17/23	X
002771	11/16/23	Norman's Bus Services Inc		\$ 653.00	11/17/23	
002772	11/16/23	PEARSON EDUCATION INC	Classroom materials	\$ 2,940.15	11/17/23	X

Roberto Clemente Charter School
Payment List
For the Period 11/1/23 through 11/30/23

Ref No.	Ref Date	Vendor	Description	Amount	Issue Date	Cleared
002773	11/16/23	School Planner	<i>Classroom materials</i>	\$ 2,189.60	11/17/23	X
002774	11/16/23	SCHOOL NURSE SUPPLY		\$ 79.39	11/17/23	X
002775	11/16/23	Alena Shields	<i>Tuition reimbursement</i>	\$ 1,200.00	11/17/23	
002776	11/16/23	STANDING STONE CONSULTING INC	<i>Security guards</i>	\$ 7,469.18	11/17/23	X
002777	11/16/23	Success For All Foundation, Inc	<i>Professional development</i>	\$ 6,900.00	11/17/23	X
002778	11/16/23	Venus Supplies and Services	<i>Janitorial supplies</i>	\$ 4,651.24	11/17/23	X
002779	11/16/23	VERIZON CONNECT NWF, INC		\$ 38.00	11/17/23	X
002780	11/16/23	Lauren Zielinski	<i>Travel reimbursement</i>	\$ 4.77	11/17/23	
EFT						
11022023	11/2/23	ReadyRefresh by Nestle		\$ 94.97	11/2/23	X
110220232	11/2/23	ReadyRefresh by Nestle		\$ 152.06	11/2/23	X
1176642415	11/2/23	LEHIGH COUNTY AUTHORITY ALLENTOWN		\$ 692.20	11/2/23	X
66088412	11/2/23	PITNEY BOWES INC		\$ 125.00	11/2/23	X
231102-185820	11/2/23	AMAZON CREDIT PLAN	<i>Classroom/office/Health/Maintenance supplies</i>	\$ 3,586.03	11/2/23	X
23110224	11/2/23	PPL ELECTRIC UTILITIES		\$ 32.54	11/2/23	X
p0oaz734rsrxdl	11/2/23	Highmark Blue Shield		\$ 695.56	11/2/23	X
1102233	11/2/23	ReadyRefresh by Nestle		\$ 92.98	11/2/23	X
141076	11/2/23	PenTeleData		\$ 429.00	11/2/23	X
22630486883	11/2/23	Dollar Tree		\$ 219.99	11/2/23	X
D01-9403598-1:	11/2/23	AMAZON CREDIT PLAN		\$ 229.72	11/2/23	X
23110263	11/2/23	PPL ELECTRIC UTILITIES		\$ 724.21	11/2/23	X
23110287	11/2/23	PPL ELECTRIC UTILITIES	<i>Electric</i>	\$ 1,552.62	11/2/23	X
1176752251	11/2/23	LEHIGH COUNTY AUTHORITY ALLENTOWN		\$ 84.25	11/2/23	X
1176754307	11/2/23	LEHIGH COUNTY AUTHORITY ALLENTOWN		\$ 313.19	11/2/23	X
245304261	11/2/23	STAPLES ADVANTAGE	<i>Office supplies</i>	\$ 1,295.50	11/2/23	X
245391219	11/3/23	UNIVERSAL PREMIUM FLEETCARD		\$ 195.54	11/3/23	X
398329979	11/3/23	US FOODS	<i>Food/kitchen supplies</i>	\$ 2,544.13	11/3/23	X
906475468	11/3/23	T-Mobile		\$ 469.62	11/3/23	X
E1156615-06C	11/3/23	TOSHIBA AMERICA BUSINESS SOLUTIONS		\$ 346.15	11/3/23	X
400655443	11/3/23	US FOODS	<i>Food</i>	\$ 3,801.86	11/3/23	X
3135477915	11/3/23	Toshiba Financial Services	<i>Copier leases</i>	\$ 1,483.01	11/3/23	X
11032023	11/3/23	Unum Life Insurance Company of America	<i>STD/LTD/Life insurance</i>	\$ 7,525.52	11/3/23	X
100006995700	11/3/23	UGI UTILITIES, INC.		\$ 171.13	11/3/23	X
100006996052	11/3/23	UGI UTILITIES, INC.		\$ 90.63	11/3/23	X
100006996142	11/3/23	UGI UTILITIES, INC.		\$ 31.04	11/3/23	X
11082023	11/8/23	HealthNow Administrative Services	<i>Health insurance</i>	\$ 39,712.93	11/8/23	X
11172023	11/17/23	ReadyRefresh by Nestle		\$ 46.02	11/17/23	X
111720232	11/17/23	ReadyRefresh by Nestle		\$ 3.98	11/17/23	X
14445608	11/17/23	TOSHIBA FINANCIAL SERVICES	<i>Copier leases</i>	\$ 1,223.49	11/17/23	X
100007055607	11/17/23	UGI UTILITIES, INC.		\$ 680.29	11/17/23	X
14445701	11/17/23	TOSHIBA FINANCIAL SERVICES	<i>Copier leases</i>	\$ 1,354.92	11/17/23	X

Roberto Clemente Charter School
 Payment List
 For the Period 11/1/23 through 11/30/23

Ref No.	Ref Date	Vendor	Description	Amount	Issue Date	Cleared
1492625539 11/	11/17/23	GRAINGER		\$ 77.41	11/17/23	X
23111748	11/17/23	PPL ELECTRIC UTILITIES	<i>Electric</i>	\$ 2,904.17	11/17/23	X
247408966	11/17/23	STAPLES ADVANTAGE	<i>Afterschool/special ed supplies</i>	\$ 1,976.36	11/17/23	X
3135764804	11/17/23	Toshiba Financial Services		\$ 581.77	11/17/23	X
6212255982537	11/17/23	HOME DEPOT CREDIT SERVICES	<i>Maintenance supplies</i>	\$ 1,017.64	11/17/23	X
626669808	11/17/23	US FOODS	<i>Food/kitchen supplies</i>	\$ 17,598.00	11/17/23	X
66301647	11/17/23	PURCHASE POWER		\$ 125.00	11/17/23	X
66301663	11/17/23	PURCHASE POWER		\$ 377.25	11/17/23	X
79688984039	11/17/23	RCN		\$ 423.29	11/17/23	X
e911b8d8-2789	11/17/23	AMTRUST NORTH AMERICA	<i>Workers' compensation</i>	\$ 6,265.00	11/17/23	X
231120-131256	11/20/23	AMAZON CREDIT PLAN	<i>Classroom/office/Health/Maintenance supplies</i>	\$ 1,762.53	11/20/23	X
11222023	11/22/23	ReadyRefresh by Nestle		\$ 71.20	11/22/23	X
11292023	11/29/23	ZOOM		\$ 12.79	11/29/23	X
Health Insurance Claims (HIC)						
1112023M 11/6/	11/6/23	HealthNow	<i>Health Claims-PE 11/7/23</i>	\$ 20,111.23	11/6/23	X
1182023M 11/1/	11/13/23	HealthNow	<i>Health Claims-PE 11/14/23</i>	\$ 49,822.56	11/13/23	X
Payroll						
AW PPE 10/28/	11/3/23	Payroll/Taxes	<i>ACH payroll & taxes</i>	\$ 195,174.39	11/3/23	X
000282 PPE 10	11/3/23	PA SCDU		\$ 293.54	11/3/23	X
225934900	11/3/23	ADP		\$ 46.16	11/3/23	X
000220 PPE 10	11/3/23	NYS Child Support Processing Center		\$ 200.00	11/3/23	X
0051585568	11/17/23	Roba Bozakis	<i>Contracted nutritionist</i>	\$ 700.00	11/17/23	X
0051585569	11/17/23	Susan Kamber	<i>Art program</i>	\$ 900.00	11/17/23	X
0051585570	11/17/23	JORGE A. OTERO	<i>Special ed support services</i>	\$ 550.00	11/17/23	X
0051585571	11/17/23	BARBACANE, THORNTON & CO LLC	<i>Auditors</i>	\$ 6,250.00	11/17/23	X
000220 ppe 11/	11/17/23	NYS Child Support Processing Center		\$ 232.00	11/17/23	X
AW PPE 11/11/	11/17/23	Payroll/Taxes	<i>ACH payroll & taxes</i>	\$ 195,096.63	11/17/23	X
000282 ppe 11/	11/17/23	PA SCDU		\$ 293.54	11/17/23	X
64+524727	11/17/23	ADP		\$ 536.20	11/17/23	X
646525307	11/20/23	ADP		\$ 24.14	11/20/23	X
11102023	11/22/23	ADP		\$ 639.29	11/22/23	X
646525308 PPE	11/24/23	ADP	<i>Payroll services/equipment lease</i>	\$ 1,307.57	11/24/23	X
331000049 10/2	11/27/23	P.S.E.R.S.EMPLOYEE # 9254	<i>EE State pension contributions</i>	\$ 11,305.63	11/27/23	X
11032023 PPE1	11/29/23	VOYA Financial		\$ 568.21	11/29/23	X
CEO's Account (Central Administration)						
331400699576	11/10/23	WALMART	<i>Community service supplies</i>	\$ 186.49	11/10/23	X
683436835	11/10/23	EASY CBM	<i>Special ed subscription</i>	\$ 49.99	11/10/23	X
206651	11/13/23	Bench Craft Company	<i>Advertisement</i>	\$ 395.00	11/13/23	X
306605	11/29/23	GIANT	<i>HR supplies</i>	\$ 47.93	11/29/23	X

Roberto Clemente Charter School
 Payment List
 For the Period 11/1/23 through 11/30/23

Ref No.	Ref Date	Vendor	Description	Amount	Issue Date	Cleared
Principal's Account (Elementary School)						
11202023 SAM	11/20/23	SAM'S CLUB MC/SYNCB	<i>Staff refreshments</i>	\$ 167.23	11/20/23	X
130907	11/20/23	Jack's Pizza	<i>Staff pizza</i>	\$ 125.04	11/20/23	X
243747	11/28/23	Dollar Tree	<i>Staff refreshments</i>	\$ 82.50	11/28/23	X
Principal's Account (Secondary School)						
587683	11/5/23	Weis	<i>Afterschool program supplies</i>	\$ 23.96	11/5/23	X
946580437D15	11/14/23	Children's Wisconsin	<i>Student subscriptions</i>	\$ 37.00	11/14/23	X
				\$ 766,567.78		

LEA Name : Roberto Clemente CS
Address : 131 W Hamilton St
Allentown , PA 18101

County : Lehigh
AUN Number : 121393330
LEA Type : CS

Annual Financial Report Accuracy Certification Statement

For Fiscal Year Ending
6/30/2023

Pennsylvania Department of Education

&

Office of Comptroller Operations


PDE-2056: Intermediate Unit

PDE-2057: School District, AVTS/CTC, Charter School,
and Special Program Jointure


CERTIFICATION: By signing this page I agree that the electronic data submitted is a complete and accurate statement of the financial operations and status of the local education agency for the fiscal year. It has been prepared in accordance with generally accepted accounting principles and established Commonwealth of PA reporting guidelines.



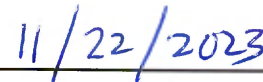
Chief School Administrator Signature



Date



Board Secretary Signature



Date

Michael Whisman

Contact Person

(215)481-9777

Ext :124

Contact Person Telephone Number

mwhisman@charterchoices.com

Contact Person E-mail Address

(215)481-9651

Contact Person Fax Number

Audit Certification
Annual Financial Report:
For Fiscal Year Ending **6/30/2023**
(Pursuant to PA School Code Section 218(b))

LEA Name : Roberto Clemente CS
AUN Number : 121393330
County : Lehigh

Audit Certification Due: 12/31/2023

This certification is applicable to the Annual Financial Report data submitted through the Consolidated Financial Reporting System (CFRS).

CERTIFICATION: By signing this page I agree that the financial statements of the school have been properly audited as noted above pursuant to Article XXIV, and in the auditor's professional opinion, the Annual Financial Report (PDE-2057) submitted through CFRS is materially consistent with the audited financial statements.

Chief School Administrator

Board Secretary

Signature

Date

Signature

Date

Michael Whisman

Contact Person

mwhisman@charterchoices.com

Contact Person E-mail Address

(215)481-9777 Ext :124

Contact Person Telephone Number

(215)481-9651

Contact Person Fax Number

<u>Val Number</u>	<u>Description</u>	<u>Justification</u>
40980	No expenditures have been reported for Gifted Education within function 1243. Correct this reporting area, or verify that the school does not provide gifted education services to any students.	The school does not provide gifted education services to any students.
41040	Expenditure Detail Function 3100: Object 300 is greater than object 570. Ensure that contracted food services are coded to objects 570. Correct or enter a justification.	The school does not use a contractor for food services. It uses its own staff and makes its own food purchases. The amount in the 300 object code covers the services of a nutritionist.
50260	SOIN: No ending long term liability has been reported for Governmental Fund - Compensated Absences. Correct data or verify that the LEA does not offer any type of Compensated Absences for employees.	The LEA does not offer any type of Compensated Absences for employees.

Amounts Expressed in Whole Dollars

	<u>General Fund</u> <u>(10)</u>	<u>Student Sponsored</u> <u>Activity Fund</u> <u>(21)</u>	<u>Public Purpose Trust</u> <u>(27)</u>	<u>Other Compt Approved</u> <u>(28)</u>	<u>Athletic / Activity</u> <u>(29)</u>
Assets And Deferred Outflows Of Resources					
Assets					
0100 Cash and Cash Equivalents	3,721,801				
0110 Investments					
0120 Taxes Receivable					
0130 Due From Other Funds					
0141 Due From Other Governments	665,254				
0142 State Revenue Receivable	103,978				
0143 Federal Revenue Receivable	321,734				
0145 Other Intergovernmental Revenue Receivable					
0146 Due from Primary Government					
0147 Due from Component Unit					
0150 Other Receivables	3,600				
0170 Inventories					
0180 Prepaid Expenses (Expenditures)	16,917				
0190 Other Current Assets	25,814				
Total Assets	\$4,859,098				
0910 Deferred Outflows of Resources					
Total Assets And Deferred Outflows Of Resources	\$4,859,098				

Amounts Expressed in Whole Dollars

	<u>Other Capital Projects</u> <u>Fund</u> <u>(39)</u>	<u>Debt Service</u> <u>(40)</u>	<u>Permanent</u> <u>(90)</u>	<u>Total Governmental</u> <u>Funds</u>
Assets And Deferred Outflows Of Resources				
Assets				
0100 Cash and Cash Equivalents				3,721,801
0110 Investments				
0120 Taxes Receivable				
0130 Due From Other Funds				
0141 Due From Other Governments				665,254
0142 State Revenue Receivable				103,978
0143 Federal Revenue Receivable				321,734
0145 Other Intergovernmental Revenue Receivable				
0146 Due from Primary Government				
0147 Due from Component Unit				
0150 Other Receivables				3,600
0170 Inventories				
0180 Prepaid Expenses (Expenditures)				16,917
0190 Other Current Assets				25,814
Total Assets				\$4,859,098
0910 Deferred Outflows of Resources				
Total Assets And Deferred Outflows Of Resources				\$4,859,098

Amounts Expressed in Whole Dollars

	<u>General Fund</u> <u>(10)</u>	<u>Student Sponsored</u> <u>Activity Fund</u> <u>(21)</u>	<u>Public Purpose Trust</u> <u>(27)</u>	<u>Other Compt Approved</u> <u>(28)</u>	<u>Athletic / Activity</u> <u>(29)</u>
Liabilities And Deferred Inflows Of Resources And Fund Balances					
Liabilities					
0400 Due to Other Funds					
0411 Due to Other Governments					
0412 Due to Primary Government					
0413 Due to Component Unit					
0420 Accounts Payable	111,752				
0430 Contracts Payable					
0440 Current Portion of Long-Term Debt					
0450 Short-Term Payables					
0461 Accrued Salaries and Benefits	765,488				
0462 Payroll Deductions and Withholding					
0480 Unearned Revenues	38,619				
0490 Other Current Liabilities	3,015				
Total Liabilities	\$918,874				
0950 Deferred Inflows of Resources					
Fund Balances					
0810 Nonspendable Fund Balance	16,917				
0820 Restricted Fund Balance					
0830 Committed Fund Balance					
0840 Assigned Fund Balance	2,805,024				
0850 Unassigned Fund Balance	1,118,283				
Total Fund Balances	\$3,940,224				
Total Liabilities, Deferred Inflows Of Resources And Fund Balances	\$4,859,098				

Amounts Expressed in Whole Dollars	<u>Other Capital Projects</u> <u>Fund</u> <u>(39)</u>	<u>Debt Service</u> <u>(40)</u>	<u>Permanent</u> <u>(90)</u>	<u>Total Governmental</u> <u>Funds</u>
Liabilities And Deferred Inflows Of Resources And Fund Balances				
Liabilities				
0400 Due to Other Funds				
0411 Due to Other Governments				
0412 Due to Primary Government				
0413 Due to Component Unit				
0420 Accounts Payable				111,752
0430 Contracts Payable				
0440 Current Portion of Long-Term Debt				
0450 Short-Term Payables				
0461 Accrued Salaries and Benefits				765,488
0462 Payroll Deductions and Withholding				
0480 Unearned Revenues				38,619
0490 Other Current Liabilities				3,015
Total Liabilities				\$918,874
0950 Deferred Inflows of Resources				
Fund Balances				
0810 Nonspendable Fund Balance				16,917
0820 Restricted Fund Balance				
0830 Committed Fund Balance				
0840 Assigned Fund Balance				2,805,024
0850 Unassigned Fund Balance				1,118,283
Total Fund Balances				\$3,940,224
Total Liabilities, Deferred Inflows Of Resources And Fund Balances				\$4,859,098

Amounts Expressed in Whole Dollars	<u>General Fund</u> <u>(10)</u>	<u>Student Sponsored</u> <u>Activity Fund</u> <u>(21)</u>	<u>Public Purpose Trust</u> <u>(27)</u>	<u>Other Compt Approved</u> <u>(28)</u>	<u>Athletic / Activity</u> <u>(29)</u>
Revenues					
6000 Revenue from Local Sources	7,723,365				
7000 Revenue from State Sources	185,992				
8000 Revenue from Federal Sources	2,738,254				
Total Revenues	\$10,647,611				
Expenditures					
1000 Instruction	4,744,935				
2000 Support Services	4,180,178				
3000 Operation of Non-Instructional Services	701,653				
4000 Facilities Acquisition, Construction and Improvement Services	109,527				
5110 Debt Service					
5130 Refund of Prior Year Revenues / Receipts					
5140 Leases and Other Right-to-Use Arrangements	756,840				
Total Expenditures	\$10,493,133				
Excess (Deficiency) Of Revenues Over Expenditures	\$154,478				
Other Financing Sources (Uses)					
9110 Face Value of Bonds Issued					
9120 Proceeds from Refunding of Bonds					
9130 Bond Premiums					
9200 Proceeds from Extended Term Financing, Leases, and Other Right-to-Use Arrangements	31,772				
9300 Interfund Transfers - IN					
9400 Sale of or Compensation for Loss of Fixed Assets					
9710 Transfers from Component Units					
9720 Transfers from Primary Governments					
9910 Other Financing Sources Not Listed in the 9000 Series					
9990 Insurance Recoveries					
5120 Debt Service – Refunded Bonds					
5150 Bond Discounts					
5200 Interfund Transfers – Out					
5300 Transfers Out to Component Units/Primary Governments					
Total Other Financing Sources (Uses)	\$31,772				

Amounts Expressed in Whole Dollars	<u>Other Capital Projects</u> <u>Fund</u> <u>(39)</u>	<u>Debt Service</u> <u>(40)</u>	<u>Permanent</u> <u>(90)</u>	<u>Total Governmental</u> <u>Funds</u>
Revenues				
6000 Revenue from Local Sources				7,723,365
7000 Revenue from State Sources				185,992
8000 Revenue from Federal Sources				2,738,254
Total Revenues				\$10,647,611
Expenditures				
1000 Instruction				4,744,935
2000 Support Services				4,180,178
3000 Operation of Non-Instructional Services				701,653
4000 Facilities Acquisition, Construction and Improvement Services				109,527
5110 Debt Service				
5130 Refund of Prior Year Revenues / Receipts				
5140 Leases and Other Right-to-Use Arrangements				756,840
Total Expenditures				\$10,493,133
Excess (Deficiency) Of Revenues Over Expenditures				\$154,478
Other Financing Sources (Uses)				
9110 Face Value of Bonds Issued				
9120 Proceeds from Refunding of Bonds				
9130 Bond Premiums				
9200 Proceeds from Extended Term Financing, Leases, and Other Right-to-Use Arrangements				31,772
9300 Interfund Transfers - IN				
9400 Sale of or Compensation for Loss of Fixed Assets				
9710 Transfers from Component Units				
9720 Transfers from Primary Governments				
9910 Other Financing Sources Not Listed in the 9000 Series				
9990 Insurance Recoveries				
5120 Debt Service – Refunded Bonds				
5150 Bond Discounts				
5200 Interfund Transfers – Out				
5300 Transfers Out to Component Units/Primary Governments				
Total Other Financing Sources (Uses)				\$31,772

Amounts Expressed in Whole Dollars	<u>General Fund</u> <u>(10)</u>	<u>Student Sponsored</u> <u>Activity Fund</u> <u>(21)</u>	<u>Public Purpose Trust</u> <u>(27)</u>	<u>Other Compt Approved</u> <u>(28)</u>	<u>Athletic / Activity</u> <u>(29)</u>
Special And Extraordinary Items					
9920 Special Items – Gains					
9930 Extraordinary Items – Gains					
5520 Special Items – Losses					
5530 Extraordinary Items – Losses					
Net Change In Fund Balances	\$186,250				
Fund Balance					
0001 Fund Balance - Beginning of Fiscal Year	3,753,976				
Fund Balance - End Of Year	\$3,940,226				

Amounts Expressed in Whole Dollars	<u>Other Capital Projects</u> <u>Fund</u> <u>(39)</u>	<u>Debt Service</u> <u>(40)</u>	<u>Permanent</u> <u>(90)</u>	<u>Total Governmental</u> <u>Funds</u>
Special And Extraordinary Items				
9920 Special Items – Gains				
9930 Extraordinary Items – Gains				
5520 Special Items – Losses				
5530 Extraordinary Items – Losses				
Net Change In Fund Balances				\$186,250
Fund Balance				
0001 Fund Balance - Beginning of Fiscal Year				3,753,976
Fund Balance - End Of Year				\$3,940,226

LEA : 121393330 Roberto Clemente CS

Printed 11/27/2023 12:16:50 PM

Amounts Expressed in Whole Dollars

Private Purpose Trust
(71)

Investment Trust
(72)

Pension Trust
(73)

Student Activity Custodial
(81)

Assets And Deferred Outflows Of Resources

Assets

0100 Cash and Cash Equivalents					1,174
0110 Investments					
0130 Due From Other Funds					
0140 Due from Other Governments, Primary Government and Component Units					
0150 Other Receivables					
0170 Inventories					
0180 Prepaid Expenses (Expenditures)					
0190 Other Current Assets					
0220 Buildings and Building Improvements (Net)					
0230 Tangible Property and Intangible Right-To-Use Assets (Net)					

Total Assets **\$1,174**

0910 Deferred Outflows of Resources

Total Assets And Deferred Outflows Of Resources **\$1,174**

LEA : 121393330 Roberto Clemente CS

Printed 11/27/2023 12:16:50 PM

Amounts Expressed in Whole Dollars

Other Custodial
(89)

Fiduciary Component Units
(98)

Total Fiduciary Funds

Assets And Deferred Outflows Of Resources

Assets

0100 Cash and Cash Equivalents			1,174
0110 Investments			
0130 Due From Other Funds			
0140 Due from Other Governments, Primary Government and Component Units			
0150 Other Receivables			
0170 Inventories			
0180 Prepaid Expenses (Expenditures)			
0190 Other Current Assets			
0220 Buildings and Building Improvements (Net)			
0230 Tangible Property and Intangible Right-To-Use Assets (Net)			

Total Assets **\$1,174**

0910 Deferred Outflows of Resources

Total Assets And Deferred Outflows Of Resources **\$1,174**

LEA : 121393330 Roberto Clemente CS

Printed 11/27/2023 12:16:50 PM

Amounts Expressed in Whole Dollars

Private Purpose Trust
(71)

Investment Trust
(72)

Pension Trust
(73)

Student Activity Custodial
(81)

Liabilities, Deferred Inflows Of Resources And Net Position

Liabilities

0400 Due to Other Funds				
0410 Due to Other Governments, Primary Government and Component Units				
0420 Accounts Payable				
0430 Contracts Payable				
0450 Short-Term Payables				
0460 Payroll Accruals and Withholdings				
0480 Unearned Revenues				
0490 Other Current Liabilities				1,174

Total Liabilities **\$1,174**

0950 Deferred Inflows of Resources

Net Position

0791 Net Investment in Capital Assets	
0009 Restricted Net Position (0792 – 0798)	
0799 Unrestricted Net Position	

Total Net Position **\$1,174**

Total Liabilities, Deferred Inflows Of Resources And Net Position **\$1,174**

LEA : 121393330 Roberto Clemente CS

Printed 11/27/2023 12:16:50 PM

Amounts Expressed in Whole Dollars

Other Custodial
(89)

Fiduciary Component Units
(98)

Total Fiduciary Funds

Liabilities, Deferred Inflows Of Resources And Net Position

Liabilities

0400 Due to Other Funds	
0410 Due to Other Governments, Primary Government and Component Units	
0420 Accounts Payable	
0430 Contracts Payable	
0450 Short-Term Payables	
0460 Payroll Accruals and Withholdings	
0480 Unearned Revenues	
0490 Other Current Liabilities	1,174

Total Liabilities **\$1,174**

0950 Deferred Inflows of Resources

Net Position

0791 Net Investment in Capital Assets	
0009 Restricted Net Position (0792 – 0798)	
0799 Unrestricted Net Position	

Total Net Position

Total Liabilities, Deferred Inflows Of Resources And Net Position **\$1,174**

	Revenue Reported In Current Year
<u>Revenue from Local Sources</u>	
6500 Earnings on Investments	15,394.40
6600 Food Service Revenue	20,419.95
6700 Revenues from LEA Activities	6,639.21
6920 Contributions and Donations from Private Sources	3,790.00
6944 Receipts from Other LEAs in Pennsylvania - Education	7,670,027.89
6999 Other Revenues Not Specified Above	7,093.20
TOTAL Revenue from Local Sources	\$7,723,364.65

	Revenue Reported In Current Year
<u>Revenue from State Sources</u>	
7320 Rental and Sinking Fund Payments / Building Reimbursement Subsidy	92,016.86
7330 Health Services (Medical, Dental, Nurse, Act 25)	11,307.22
7505 Ready to Learn Block Grant	64,455.80
7600 Revenue for Milk, Lunch and Breakfast Programs	18,211.66
TOTAL Revenue from State Sources	\$185,991.54

	Revenue Reported In Current Year
<u>Revenue from Federal Sources</u>	
8512 IDEA, Part B	60,749.37
8514 Title I - Improving the Academic Achievement of the Disadvantaged	460,341.19
8515 Title II - Preparing, Training, and Recruiting High Quality Teachers and Principals	35,886.89
8516 Title III - Language Instruction for English Learners and Immigrant Students	27,938.00
8517 Title IV - 21st Century Schools	36,140.65
8530 Child Nutrition Program	641,145.56
8741 Elementary and Secondary School Emergency Relief Fund (ESSER)	49,097.64
8743 ESSER II - Elementary and Secondary School Emergency Relief Fund	619,112.85
8744 ARP ESSER - Elementary and Secondary School Emergency Relief Fund	781,942.75
8746 ARP IDEA	11,128.75
8751 ARP ESSER Learning Loss	14,769.89
TOTAL Revenue from Federal Sources	\$2,738,253.54

**Revenue Reported
In Current Year**

Other Financing Sources

9220 Leases and Other Right-to-Use Arrangements	31,771.76
TOTAL Other Financing Sources	\$31,771.76
TOTAL FROM ALL SOURCES	\$10,679,381.49

LEA : 121393330 Roberto Clemente CS

Printed 11/27/2023 12:16:53 PM

	<u>General Fund (10)</u>	<u>Student Sponsored Activity Fund (21)</u>	<u>Public Purpose Trust (27)</u>	<u>Other Compt Approved (28)</u>	<u>Athletic / Activity (29)</u>	<u>Other Capital Projects Fund (39)</u>
6000 Revenue from Local Sources						
6500 Earnings on Investments	15,394.40					
6600 Food Service Revenue	20,419.95					
6700 Revenues from LEA Activities	6,639.21					
6920 Contributions and Donations from Private Sources	3,790.00					
6944 Receipts from Other LEAs in Pennsylvania - Education	7,670,027.89					
6999 Other Revenues Not Specified Above	7,093.20					
6000 Total Revenue from Local Sources	\$7,723,364.65					
7000 Revenue from State Sources						
7320 Rental and Sinking Fund Payments / Building Reimbursement Subsidy	92,016.86					
7330 Health Services (Medical, Dental, Nurse, Act 25)	11,307.22					
7505 Ready to Learn Block Grant	64,455.80					
7600 Revenue for Milk, Lunch and Breakfast Programs	18,211.66					
7000 Total Revenue from State Sources	\$185,991.54					
8000 Revenue from Federal Sources						
8512 IDEA, Part B	60,749.37					
8514 Title I - Improving the Academic Achievement of the Disadvantaged	460,341.19					
8515 Title II - Preparing, Training, and Recruiting High Quality Teachers and Principals	35,886.89					
8516 Title III - Language Instruction for English Learners and Immigrant Students	27,938.00					
8517 Title IV - 21st Century Schools	36,140.65					
8530 Child Nutrition Program	641,145.56					
8741 Elementary and Secondary School Emergency Relief Fund (ESSER)	49,097.64					
8743 ESSER II - Elementary and Secondary School Emergency Relief Fund	619,112.85					
8744 ARP ESSER - Elementary and Secondary School Emergency Relief Fund	781,942.75					
8746 ARP IDEA	11,128.75					
8751 ARP ESSER Learning Loss	14,769.89					
8000 Total Revenue from Federal Sources	\$2,738,253.54					
9000 Other Financing Sources						
9220 Leases and Other Right-to-Use Arrangements	31,771.76					
9000 Total Other Financing Sources	\$31,771.76					
Total From All Sources	\$10,679,381.49					

LEA : 121393330 Roberto Clemente CS

Printed 11/27/2023 12:16:53 PM

	<u>Debt Service (40)</u>	<u>Permanent (90)</u>	<u>Total</u>
6000 Revenue from Local Sources			
6500 Earnings on Investments			15,394.40
6600 Food Service Revenue			20,419.95
6700 Revenues from LEA Activities			6,639.21
6920 Contributions and Donations from Private Sources			3,790.00
6944 Receipts from Other LEAs in Pennsylvania - Education			7,670,027.89
6999 Other Revenues Not Specified Above			7,093.20
6000 Total Revenue from Local Sources			\$7,723,364.65
7000 Revenue from State Sources			
7320 Rental and Sinking Fund Payments / Building Reimbursement Subsidy			92,016.86
7330 Health Services (Medical, Dental, Nurse, Act 25)			11,307.22
7505 Ready to Learn Block Grant			64,455.80
7600 Revenue for Milk, Lunch and Breakfast Programs			18,211.66
7000 Total Revenue from State Sources			\$185,991.54
8000 Revenue from Federal Sources			
8512 IDEA, Part B			60,749.37
8514 Title I - Improving the Academic Achievement of the Disadvantaged			460,341.19
8515 Title II - Preparing, Training, and Recruiting High Quality Teachers and Principals			35,886.89
8516 Title III - Language Instruction for English Learners and Immigrant Students			27,938.00
8517 Title IV - 21st Century Schools			36,140.65
8530 Child Nutrition Program			641,145.56
8741 Elementary and Secondary School Emergency Relief Fund (ESSER)			49,097.64
8743 ESSER II - Elementary and Secondary School Emergency Relief Fund			619,112.85
8744 ARP ESSER - Elementary and Secondary School Emergency Relief Fund			781,942.75
8746 ARP IDEA			11,128.75
8751 ARP ESSER Learning Loss			14,769.89
8000 Total Revenue from Federal Sources			\$2,738,253.54
9000 Other Financing Sources			
9220 Leases and Other Right-to-Use Arrangements			31,771.76
9000 Total Other Financing Sources			\$31,771.76
Total From All Sources			\$10,679,381.49

	<u>General Fund (10)</u>	<u>Student Sponsored Activity Fund (21)</u>	<u>Public Purpose Trust (27)</u>	<u>Other Compt Approved (28)</u>	<u>Athletic / Activity (29)</u>	<u>Other Capital Projects Fund (39)</u>
Revenue from Local Sources	7,723,364.65					
Revenue from State Sources	185,991.54					
Revenue from Federal Sources	2,738,253.54					
Other Financing Sources	31,771.76					
Total From All Sources	\$10,679,381.49					

	<u>Debt Service (40)</u>	<u>Permanent (90)</u>	<u>Total</u>
Revenue from Local Sources			7,723,364.65
Revenue from State Sources			185,991.54
Revenue from Federal Sources			2,738,253.54
Other Financing Sources			31,771.76
Total From All Sources			\$10,679,381.49

General Fund (10)

	<u>Total</u>
1000 Instruction	
100 Personnel Services – Salaries	
100 Personnel Services – Salaries	2,890,974.00
Total Personnel Services – Salaries	\$2,890,974.00
200 Personnel Services – Employee Benefits	
210 Group Insurance – Contracted Provider	588,903.00
220 Social Security Contributions	223,598.00
230 PSERS Retirement Contributions	446,164.00
250 Unemployment Compensation	12,567.00
260 Workers’ Compensation	11,366.00
291 Other Retirement Plans	78,482.00
Total Personnel Services – Employee Benefits	\$1,361,080.00
300 Purchased Professional and Technical Services	
323 Professional Educational Services – Other Educational Agencies	215,386.00
330 Other Professional Services	2,600.00
Total Purchased Professional and Technical Services	\$217,986.00
400 Purchased Property Services	
430 Repairs and Maintenance Services	4,427.00
440 Rentals	648.00
Total Purchased Property Services	\$5,075.00
500 Other Purchased Services	
510 Student Transportation Services	3,921.00
566 Tuition To Institutions of Higher Education and Technical Institutes	3,780.00
Total Other Purchased Services	\$7,701.00
600 Supplies	
610 General Supplies	69,348.00
640 Books and Periodicals	115,785.00
650 Supplies & Fees – Technology Related	19,644.00
Total Supplies	\$204,777.00
700 Property	
756 Capitalized Technology Equipment – Original	12,903.00
762 Capitalized Equipment - Replacement	20,137.00
766 Capitalized Technology Equipment – Replacement	21,940.00
Total Property	\$54,980.00
800 Other Objects	
890 Miscellaneous Expenditures	2,362.00
Total Other Objects	\$2,362.00
Total 1000 Instruction	\$4,744,935.00

General Fund (10)

1100 Regular Programs – Elementary / Secondary

	<u>Elementary</u>	<u>Secondary</u>	<u>Federal</u>	<u>Total</u>
100 Personnel Services – Salaries				
100 Personnel Services – Salaries	1,064,013.00	856,103.00	549,279.00	2,469,395.00
Total Personnel Services – Salaries	\$1,064,013.00	\$856,103.00	\$549,279.00	\$2,469,395.00
200 Personnel Services – Employee Benefits				
210 Group Insurance – Contracted Provider	251,318.00	202,210.00	97,339.00	550,867.00
220 Social Security Contributions	82,884.00	66,688.00	41,814.00	191,386.00
230 PSERS Retirement Contributions	172,409.00	138,720.00	71,426.00	382,555.00
250 Unemployment Compensation	4,595.00	3,697.00	2,987.00	11,279.00
260 Workers' Compensation	3,791.00	3,050.00	2,366.00	9,207.00
291 Other Retirement Plans	27,605.00	22,211.00	16,966.00	66,782.00
Total Personnel Services – Employee Benefits	\$542,602.00	\$436,576.00	\$232,898.00	\$1,212,076.00
400 Purchased Property Services				
430 Repairs and Maintenance Services	2,453.00	1,974.00		4,427.00
440 Rentals	359.00	289.00		648.00
Total Purchased Property Services	\$2,812.00	\$2,263.00		\$5,075.00
500 Other Purchased Services				
510 Student Transportation Services	2,173.00	1,748.00		3,921.00
Total Other Purchased Services	\$2,173.00	\$1,748.00		\$3,921.00
600 Supplies				
610 General Supplies	16,932.00	13,623.00	30,509.00	61,064.00
640 Books and Periodicals	23,463.00	18,879.00	64,326.00	106,668.00
650 Supplies & Fees – Technology Related	3,460.00	2,784.00	13,252.00	19,496.00
Total Supplies	\$43,855.00	\$35,286.00	\$108,087.00	\$187,228.00
700 Property				
756 Capitalized Technology Equipment – Original	7,150.00	5,753.00		12,903.00
762 Capitalized Equipment - Replacement	2,575.00	2,072.00	15,490.00	20,137.00
766 Capitalized Technology Equipment – Replacement	6,248.00	5,027.00	10,665.00	21,940.00
Total Property	\$15,973.00	\$12,852.00	\$26,155.00	\$54,980.00
800 Other Objects				
890 Miscellaneous Expenditures	1,309.00	1,053.00		2,362.00
Total Other Objects	\$1,309.00	\$1,053.00		\$2,362.00
Total 1100 Regular Programs – Elementary / Secondary	\$1,672,737.00	\$1,345,881.00	\$916,419.00	\$3,935,037.00

General Fund (10)

1110 Regular Programs

	<u>Elementary</u>	<u>Secondary</u>	<u>Federal</u>	<u>Total</u>
100 Personnel Services – Salaries				
100 Personnel Services – Salaries	1,064,013.00	856,103.00	549,279.00	2,469,395.00
Total Personnel Services – Salaries	\$1,064,013.00	\$856,103.00	\$549,279.00	\$2,469,395.00
200 Personnel Services – Employee Benefits				
210 Group Insurance – Contracted Provider	251,318.00	202,210.00	97,339.00	550,867.00
220 Social Security Contributions	82,884.00	66,688.00	41,814.00	191,386.00
230 PSERS Retirement Contributions	172,409.00	138,720.00	71,426.00	382,555.00
250 Unemployment Compensation	4,595.00	3,697.00	2,987.00	11,279.00
260 Workers' Compensation	3,791.00	3,050.00	2,366.00	9,207.00
291 Other Retirement Plans	27,605.00	22,211.00	16,966.00	66,782.00
Total Personnel Services – Employee Benefits	\$542,602.00	\$436,576.00	\$232,898.00	\$1,212,076.00
400 Purchased Property Services				
430 Repairs and Maintenance Services	2,453.00	1,974.00		4,427.00
440 Rentals	359.00	289.00		648.00
Total Purchased Property Services	\$2,812.00	\$2,263.00		\$5,075.00
500 Other Purchased Services				
510 Student Transportation Services	2,173.00	1,748.00		3,921.00
Total Other Purchased Services	\$2,173.00	\$1,748.00		\$3,921.00
600 Supplies				
610 General Supplies	16,932.00	13,623.00	30,509.00	61,064.00
640 Books and Periodicals	23,463.00	18,879.00	64,326.00	106,668.00
650 Supplies & Fees – Technology Related	3,460.00	2,784.00	13,252.00	19,496.00
Total Supplies	\$43,855.00	\$35,286.00	\$108,087.00	\$187,228.00
700 Property				
756 Capitalized Technology Equipment – Original	7,150.00	5,753.00		12,903.00
762 Capitalized Equipment - Replacement	2,575.00	2,072.00	15,490.00	20,137.00
766 Capitalized Technology Equipment – Replacement	6,248.00	5,027.00	10,665.00	21,940.00
Total Property	\$15,973.00	\$12,852.00	\$26,155.00	\$54,980.00
800 Other Objects				
890 Miscellaneous Expenditures	1,309.00	1,053.00		2,362.00
Total Other Objects	\$1,309.00	\$1,053.00		\$2,362.00
Total 1110 Regular Programs	\$1,672,737.00	\$1,345,881.00	\$916,419.00	\$3,935,037.00

General Fund (10)

	<u>Elementary</u>	<u>Secondary</u>	<u>Federal</u>	<u>Total</u>
1200 Special Programs – Elementary / Secondary				
100 Personnel Services – Salaries				
100 Personnel Services – Salaries	86,059.00	69,243.00	107,736.00	263,038.00
Total Personnel Services – Salaries	\$86,059.00	\$69,243.00	\$107,736.00	\$263,038.00
200 Personnel Services – Employee Benefits				
210 Group Insurance – Contracted Provider	9,891.00	7,959.00	20,186.00	38,036.00
220 Social Security Contributions	6,584.00	5,297.00	8,245.00	20,126.00
230 PSERS Retirement Contributions	21,395.00	17,215.00	423.00	39,033.00
250 Unemployment Compensation	383.00	308.00	428.00	1,119.00
260 Workers' Compensation	339.00	273.00	537.00	1,149.00
291 Other Retirement Plans	1,170.00	941.00	5,281.00	7,392.00
Total Personnel Services – Employee Benefits	\$39,762.00	\$31,993.00	\$35,100.00	\$106,855.00
300 Purchased Professional and Technical Services				
323 Professional Educational Services – Other Educational Agencies	81,168.00	65,308.00	45,444.00	191,920.00
Total Purchased Professional and Technical Services	\$81,168.00	\$65,308.00	\$45,444.00	\$191,920.00
600 Supplies				
610 General Supplies	1,914.00	1,540.00	615.00	4,069.00
640 Books and Periodicals	580.00	467.00		1,047.00
650 Supplies & Fees – Technology Related	82.00	66.00		148.00
Total Supplies	\$2,576.00	\$2,073.00	\$615.00	\$5,264.00
Total 1200 Special Programs – Elementary / Secondary	\$209,565.00	\$168,617.00	\$188,895.00	\$567,077.00

General Fund (10)

1240 Academic Support

	<u>Elementary</u>	<u>Secondary</u>	<u>Federal</u>	<u>Total</u>
100 Personnel Services – Salaries				
100 Personnel Services – Salaries	86,059.00	69,243.00	107,736.00	263,038.00
Total Personnel Services – Salaries	\$86,059.00	\$69,243.00	\$107,736.00	\$263,038.00
200 Personnel Services – Employee Benefits				
210 Group Insurance – Contracted Provider	9,891.00	7,959.00	20,186.00	38,036.00
220 Social Security Contributions	6,584.00	5,297.00	8,245.00	20,126.00
230 PSERS Retirement Contributions	21,395.00	17,215.00	423.00	39,033.00
250 Unemployment Compensation	383.00	308.00	428.00	1,119.00
260 Workers' Compensation	339.00	273.00	537.00	1,149.00
291 Other Retirement Plans	1,170.00	941.00	5,281.00	7,392.00
Total Personnel Services – Employee Benefits	\$39,762.00	\$31,993.00	\$35,100.00	\$106,855.00
300 Purchased Professional and Technical Services				
323 Professional Educational Services – Other Educational Agencies	81,168.00	65,308.00	45,444.00	191,920.00
Total Purchased Professional and Technical Services	\$81,168.00	\$65,308.00	\$45,444.00	\$191,920.00
600 Supplies				
610 General Supplies	1,914.00	1,540.00	615.00	4,069.00
640 Books and Periodicals	580.00	467.00		1,047.00
650 Supplies & Fees – Technology Related	82.00	66.00		148.00
Total Supplies	\$2,576.00	\$2,073.00	\$615.00	\$5,264.00
Total 1240 Academic Support	\$209,565.00	\$168,617.00	\$188,895.00	\$567,077.00

General Fund (10)

	<u>Elementary</u>	<u>Secondary</u>	<u>Federal</u>	<u>Total</u>
1241 Learning Support – Public				
100 Personnel Services – Salaries				
100 Personnel Services – Salaries	86,059.00	69,243.00	107,736.00	263,038.00
Total Personnel Services – Salaries	\$86,059.00	\$69,243.00	\$107,736.00	\$263,038.00
200 Personnel Services – Employee Benefits				
210 Group Insurance – Contracted Provider	9,891.00	7,959.00	20,186.00	38,036.00
220 Social Security Contributions	6,584.00	5,297.00	8,245.00	20,126.00
230 PSERS Retirement Contributions	21,395.00	17,215.00	423.00	39,033.00
250 Unemployment Compensation	383.00	308.00	428.00	1,119.00
260 Workers' Compensation	339.00	273.00	537.00	1,149.00
291 Other Retirement Plans	1,170.00	941.00	5,281.00	7,392.00
Total Personnel Services – Employee Benefits	\$39,762.00	\$31,993.00	\$35,100.00	\$106,855.00
300 Purchased Professional and Technical Services				
323 Professional Educational Services – Other Educational Agencies	81,168.00	65,308.00	45,444.00	191,920.00
Total Purchased Professional and Technical Services	\$81,168.00	\$65,308.00	\$45,444.00	\$191,920.00
600 Supplies				
610 General Supplies	1,914.00	1,540.00	615.00	4,069.00
640 Books and Periodicals	580.00	467.00		1,047.00
650 Supplies & Fees – Technology Related	82.00	66.00		148.00
Total Supplies	\$2,576.00	\$2,073.00	\$615.00	\$5,264.00
Total 1241 Learning Support – Public	\$209,565.00	\$168,617.00	\$188,895.00	\$567,077.00

General Fund (10)

1400 Other Instructional Programs – Elementary / Secondary

	<u>Elementary</u>	<u>Secondary</u>	<u>Federal</u>	<u>Total</u>
100 Personnel Services – Salaries				
100 Personnel Services – Salaries			158,541.00	158,541.00
Total Personnel Services – Salaries			\$158,541.00	\$158,541.00
200 Personnel Services – Employee Benefits				
220 Social Security Contributions			12,086.00	12,086.00
230 PSERS Retirement Contributions			24,576.00	24,576.00
250 Unemployment Compensation			169.00	169.00
260 Workers' Compensation			1,010.00	1,010.00
291 Other Retirement Plans			4,308.00	4,308.00
Total Personnel Services – Employee Benefits			\$42,149.00	\$42,149.00
300 Purchased Professional and Technical Services				
323 Professional Educational Services – Other Educational Agencies			23,466.00	23,466.00
330 Other Professional Services			2,600.00	2,600.00
Total Purchased Professional and Technical Services			\$26,066.00	\$26,066.00
600 Supplies				
610 General Supplies			4,215.00	4,215.00
640 Books and Periodicals			8,070.00	8,070.00
Total Supplies			\$12,285.00	\$12,285.00
Total 1400 Other Instructional Programs – Elementary / Secondary			\$239,041.00	\$239,041.00

General Fund (10)

	<u>Elementary</u>	<u>Secondary</u>	<u>Federal</u>	<u>Total</u>
1420 Summer School				
100 Personnel Services – Salaries				
100 Personnel Services – Salaries			87,571.00	87,571.00
Total Personnel Services – Salaries			\$87,571.00	\$87,571.00
200 Personnel Services – Employee Benefits				
220 Social Security Contributions			6,699.00	6,699.00
230 PSERS Retirement Contributions			13,630.00	13,630.00
250 Unemployment Compensation			149.00	149.00
260 Workers' Compensation			707.00	707.00
291 Other Retirement Plans			2,295.00	2,295.00
Total Personnel Services – Employee Benefits			\$23,480.00	\$23,480.00
300 Purchased Professional and Technical Services				
323 Professional Educational Services – Other Educational Agencies			18,350.00	18,350.00
Total Purchased Professional and Technical Services			\$18,350.00	\$18,350.00
600 Supplies				
610 General Supplies			267.00	267.00
640 Books and Periodicals			3,075.00	3,075.00
Total Supplies			\$3,342.00	\$3,342.00
Total 1420 Summer School			\$132,743.00	\$132,743.00

General Fund (10)

1450 Instructional Programs Outside the Established School Day

	<u>Elementary</u>	<u>Secondary</u>	<u>Federal</u>	<u>Total</u>
100 Personnel Services – Salaries				
100 Personnel Services – Salaries			70,970.00	70,970.00
Total Personnel Services – Salaries			\$70,970.00	\$70,970.00
200 Personnel Services – Employee Benefits				
220 Social Security Contributions			5,387.00	5,387.00
230 PSERS Retirement Contributions			10,946.00	10,946.00
250 Unemployment Compensation			20.00	20.00
260 Workers' Compensation			303.00	303.00
291 Other Retirement Plans			2,013.00	2,013.00
Total Personnel Services – Employee Benefits			\$18,669.00	\$18,669.00
300 Purchased Professional and Technical Services				
323 Professional Educational Services – Other Educational Agencies			5,116.00	5,116.00
330 Other Professional Services			2,600.00	2,600.00
Total Purchased Professional and Technical Services			\$7,716.00	\$7,716.00
600 Supplies				
610 General Supplies			3,948.00	3,948.00
640 Books and Periodicals			4,995.00	4,995.00
Total Supplies			\$8,943.00	\$8,943.00
Total 1450 Instructional Programs Outside the Established School Day			\$106,298.00	\$106,298.00

General Fund (10)

	<u>Elementary</u>	<u>Secondary</u>	<u>Federal</u>	<u>Total</u>
1700 Higher Education Programs for Secondary Students				
500 Other Purchased Services				
566 Tuition To Institutions of Higher Education and Technical Institutes				3,780.00
Total Other Purchased Services				\$3,780.00
Total 1700 Higher Education Programs for Secondary Students				\$3,780.00

General Fund (10)

2000 Support Services

Total

100 Personnel Services – Salaries

100 Personnel Services – Salaries 1,989,079.00

Total Personnel Services – Salaries \$1,989,079.00

200 Personnel Services – Employee Benefits

210 Group Insurance – Contracted Provider 374,419.00

220 Social Security Contributions 152,750.00

230 PSERS Retirement Contributions 254,105.00

240 Tuition Reimbursement 19,800.00

250 Unemployment Compensation 7,540.00

260 Workers' Compensation 9,114.00

291 Other Retirement Plans 58,134.00

Total Personnel Services – Employee Benefits \$875,862.00

300 Purchased Professional and Technical Services

330 Other Professional Services 402,369.00

350 Security / Safety Services 153,254.00

360 Employee Training and Development Services 34,774.00

Total Purchased Professional and Technical Services \$590,397.00

400 Purchased Property Services

410 Cleaning Services 102,856.00

420 Utility Services 7,915.00

430 Repairs and Maintenance Services 74,359.00

440 Rentals 12,781.00

460 Extermination Services 2,770.00

Total Purchased Property Services \$200,681.00

500 Other Purchased Services

522 Automotive Liability Insurance 4,130.00

523 General Property and Liability Insurance 34,247.00

529 Other Insurance 4,721.00

530 Communications 17,537.00

549 Other Advertising/Public Relations 3,441.00

580 Travel 7,061.00

591 Services Purchased Locally 20,420.00

Total Other Purchased Services \$91,557.00

600 Supplies

610 General Supplies 149,314.00

620 Energy 92,437.00

630 Food 7,905.00

640 Books and Periodicals 57,938.00

650 Supplies & Fees – Technology Related 35,067.00

Total Supplies \$342,661.00

700 Property

752 Capital Equipment – Original and Additional 27,948.00

756 Capitalized Technology Equipment – Original 15,700.00

LEA : 121393330 Roberto Clemente CS

Printed 11/27/2023 12:17:03 PM

General Fund (10)

2000 Support Services

Total

700 Property

762 Capitalized Equipment - Replacement

32,935.00

766 Capitalized Technology Equipment – Replacement

4,131.00

Total Property

\$80,714.00

800 Other Objects

810 Dues and Fees

4,683.00

820 Claims and Judgments Against the LEA

54.00

890 Miscellaneous Expenditures

4,490.00

Total Other Objects

\$9,227.00

Total 2000 Support Services

\$4,180,178.00

General Fund (10)

2100 Support Services – Students

100 Personnel Services – Salaries

	<u>Elementary</u>	<u>Secondary</u>	<u>Federal</u>	<u>Total</u>
100 Personnel Services – Salaries	82,369.00	66,274.00		169,439.00
Total Personnel Services – Salaries	\$82,369.00	\$66,274.00		\$169,439.00

200 Personnel Services – Employee Benefits

210 Group Insurance – Contracted Provider	24,342.00	19,585.00		43,927.00
220 Social Security Contributions	6,302.00	5,070.00		12,963.00
230 PSERS Retirement Contributions	11,162.00	8,981.00		20,496.00
250 Unemployment Compensation	478.00	385.00		863.00
260 Workers' Compensation	394.00	317.00		810.00
291 Other Retirement Plans	2,536.00	2,040.00		5,566.00
Total Personnel Services – Employee Benefits	\$45,214.00	\$36,378.00		\$84,625.00

300 Purchased Professional and Technical Services

330 Other Professional Services	101,223.00	81,444.00	123,774.00	306,441.00
Total Purchased Professional and Technical Services	\$101,223.00	\$81,444.00	\$123,774.00	\$306,441.00

600 Supplies

610 General Supplies	1,764.00	1,419.00	2,053.00	5,236.00
640 Books and Periodicals	2,669.00	2,147.00	732.00	5,548.00
650 Supplies & Fees – Technology Related				10.00
Total Supplies	\$4,433.00	\$3,566.00	\$2,785.00	\$10,794.00
Total 2100 Support Services – Students	\$233,239.00	\$187,662.00	\$126,559.00	\$571,299.00

General Fund (10)

2120 Guidance Services

	<u>Elementary</u>	<u>Secondary</u>	<u>Federal</u>	<u>Total</u>
100 Personnel Services – Salaries				
100 Personnel Services – Salaries	82,369.00	66,274.00		148,643.00
Total Personnel Services – Salaries	\$82,369.00	\$66,274.00		\$148,643.00
200 Personnel Services – Employee Benefits				
210 Group Insurance – Contracted Provider	24,342.00	19,585.00		43,927.00
220 Social Security Contributions	6,302.00	5,070.00		11,372.00
230 PSERS Retirement Contributions	11,162.00	8,981.00		20,143.00
250 Unemployment Compensation	478.00	385.00		863.00
260 Workers' Compensation	394.00	317.00		711.00
291 Other Retirement Plans	2,536.00	2,040.00		4,576.00
Total Personnel Services – Employee Benefits	\$45,214.00	\$36,378.00		\$81,592.00
300 Purchased Professional and Technical Services				
330 Other Professional Services			111,774.00	111,774.00
Total Purchased Professional and Technical Services			\$111,774.00	\$111,774.00
600 Supplies				
610 General Supplies	1,764.00	1,419.00	2,053.00	5,236.00
640 Books and Periodicals	2,669.00	2,147.00		4,816.00
Total Supplies	\$4,433.00	\$3,566.00	\$2,053.00	\$10,052.00
Total 2120 Guidance Services	\$132,016.00	\$106,218.00	\$113,827.00	\$352,061.00

General Fund (10)

2140 Psychological Services

300 Purchased Professional and Technical Services

330 Other Professional Services

Total Purchased Professional and Technical Services

Total 2140 Psychological Services

	<u>Elementary</u>	<u>Secondary</u>	<u>Federal</u>	<u>Total</u>
330 Other Professional Services	31,043.00	24,977.00	12,000.00	68,020.00
Total Purchased Professional and Technical Services	\$31,043.00	\$24,977.00	\$12,000.00	\$68,020.00
Total 2140 Psychological Services	\$31,043.00	\$24,977.00	\$12,000.00	\$68,020.00

General Fund (10)

2150 Speech Pathology and Audiology Services

Elementary

Secondary

Federal

Total

300 Purchased Professional and Technical Services

330 Other Professional Services

70,180.00

56,467.00

126,647.00

Total Purchased Professional and Technical Services

\$70,180.00

\$56,467.00

\$126,647.00

Total 2150 Speech Pathology and Audiology Services

\$70,180.00

\$56,467.00

\$126,647.00

General Fund (10)

2170 Student Accounting Services

100 Personnel Services – Salaries

	<u>Elementary</u>	<u>Secondary</u>	<u>Federal</u>	<u>Total</u>
100 Personnel Services – Salaries				20,796.00

Total Personnel Services – Salaries				\$20,796.00
--------------------------------------------	--	--	--	--------------------

200 Personnel Services – Employee Benefits

220 Social Security Contributions				1,591.00
-----------------------------------	--	--	--	----------

230 PSERS Retirement Contributions				353.00
------------------------------------	--	--	--	--------

260 Workers' Compensation				99.00
---------------------------	--	--	--	-------

291 Other Retirement Plans				990.00
----------------------------	--	--	--	--------

Total Personnel Services – Employee Benefits				\$3,033.00
-----------------------------------------------------	--	--	--	-------------------

600 Supplies

640 Books and Periodicals			732.00	732.00
---------------------------	--	--	--------	--------

650 Supplies & Fees – Technology Related				10.00
------------------------------------------	--	--	--	-------

Total Supplies			\$732.00	\$742.00
-----------------------	--	--	-----------------	-----------------

Total 2170 Student Accounting Services			\$732.00	\$24,571.00
-----------------------------------------------	--	--	-----------------	--------------------

General Fund (10)

	<u>Elementary</u>	<u>Secondary</u>	<u>Federal</u>	<u>Total</u>
2200 Support Services – Instructional Staff				
100 Personnel Services – Salaries				
100 Personnel Services – Salaries	133,210.00	107,180.00	46,571.00	286,961.00
Total Personnel Services – Salaries	\$133,210.00	\$107,180.00	\$46,571.00	\$286,961.00
200 Personnel Services – Employee Benefits				
210 Group Insurance – Contracted Provider	24,347.00	19,589.00	8,728.00	52,664.00
220 Social Security Contributions	10,194.00	8,202.00	3,563.00	21,959.00
230 PSERS Retirement Contributions	27,298.00	21,964.00	289.00	49,551.00
240 Tuition Reimbursement	6,982.00	5,618.00		12,600.00
250 Unemployment Compensation	412.00	331.00	186.00	929.00
260 Workers' Compensation	626.00	504.00	226.00	1,356.00
291 Other Retirement Plans	2,789.00	2,244.00	2,288.00	7,321.00
Total Personnel Services – Employee Benefits	\$72,648.00	\$58,452.00	\$15,280.00	\$146,380.00
300 Purchased Professional and Technical Services				
360 Employee Training and Development Services	143.00	115.00	26,139.00	26,397.00
Total Purchased Professional and Technical Services	\$143.00	\$115.00	\$26,139.00	\$26,397.00
500 Other Purchased Services				
580 Travel	5.00	4.00	2,343.00	2,352.00
Total Other Purchased Services	\$5.00	\$4.00	\$2,343.00	\$2,352.00
600 Supplies				
610 General Supplies	338.00	271.00	12,884.00	13,493.00
630 Food	1,444.00	1,162.00		2,606.00
640 Books and Periodicals	4,200.00	3,379.00	29,499.00	37,078.00
650 Supplies & Fees – Technology Related	10,010.00	8,054.00		18,064.00
Total Supplies	\$15,992.00	\$12,866.00	\$42,383.00	\$71,241.00
700 Property				
766 Capitalized Technology Equipment – Replacement	1,338.00	1,077.00		2,415.00
Total Property	\$1,338.00	\$1,077.00		\$2,415.00
Total 2200 Support Services – Instructional Staff	\$223,336.00	\$179,694.00	\$132,716.00	\$535,746.00

General Fund (10)

2220 Technology Support Services

	<u>Elementary</u>	<u>Secondary</u>	<u>Federal</u>	<u>Total</u>
100 Personnel Services – Salaries				
100 Personnel Services – Salaries	117,595.00	94,616.00	44,011.00	256,222.00
Total Personnel Services – Salaries	\$117,595.00	\$94,616.00	\$44,011.00	\$256,222.00
200 Personnel Services – Employee Benefits				
210 Group Insurance – Contracted Provider	24,221.00	19,488.00	8,728.00	52,437.00
220 Social Security Contributions	8,999.00	7,241.00	3,367.00	19,607.00
230 PSERS Retirement Contributions	27,103.00	21,807.00		48,910.00
250 Unemployment Compensation	309.00	248.00	186.00	743.00
260 Workers' Compensation	563.00	453.00	209.00	1,225.00
291 Other Retirement Plans	2,036.00	1,638.00	2,201.00	5,875.00
Total Personnel Services – Employee Benefits	\$63,231.00	\$50,875.00	\$14,691.00	\$128,797.00
600 Supplies				
610 General Supplies	151.00	121.00		272.00
640 Books and Periodicals	1,219.00	981.00	7,510.00	9,710.00
650 Supplies & Fees – Technology Related	8,300.00	6,678.00		14,978.00
Total Supplies	\$9,670.00	\$7,780.00	\$7,510.00	\$24,960.00
700 Property				
766 Capitalized Technology Equipment – Replacement	1,338.00	1,077.00		2,415.00
Total Property	\$1,338.00	\$1,077.00		\$2,415.00
Total 2220 Technology Support Services	\$191,834.00	\$154,348.00	\$66,212.00	\$412,394.00

General Fund (10)

2250 School Library Services

100 Personnel Services – Salaries

	<u>Elementary</u>	<u>Secondary</u>	<u>Federal</u>	<u>Total</u>
100 Personnel Services – Salaries	14,507.00	11,672.00		26,179.00
Total Personnel Services – Salaries	\$14,507.00	\$11,672.00		\$26,179.00

Total Personnel Services – Salaries

200 Personnel Services – Employee Benefits

210 Group Insurance – Contracted Provider	126.00	101.00		227.00
220 Social Security Contributions	1,110.00	893.00		2,003.00
250 Unemployment Compensation	103.00	83.00		186.00
260 Workers' Compensation	58.00	47.00		105.00
291 Other Retirement Plans	725.00	584.00		1,309.00
Total Personnel Services – Employee Benefits	\$2,122.00	\$1,708.00		\$3,830.00

Total Personnel Services – Employee Benefits

600 Supplies

610 General Supplies	173.00	139.00		312.00
640 Books and Periodicals	2,217.00	1,784.00	5,516.00	9,517.00
650 Supplies & Fees – Technology Related	48.00	38.00		86.00
Total Supplies	\$2,438.00	\$1,961.00	\$5,516.00	\$9,915.00

Total Supplies

Total 2250 School Library Services

Total 2250 School Library Services	\$19,067.00	\$15,341.00	\$5,516.00	\$39,924.00
-------------------------------------------	--------------------	--------------------	-------------------	--------------------

General Fund (10)

2260 Instruction and Curriculum Development Services

	<u>Elementary</u>	<u>Secondary</u>	<u>Federal</u>	<u>Total</u>
100 Personnel Services – Salaries				
100 Personnel Services – Salaries			2,560.00	2,560.00
Total Personnel Services – Salaries			\$2,560.00	\$2,560.00
200 Personnel Services – Employee Benefits				
220 Social Security Contributions			196.00	196.00
230 PSERS Retirement Contributions			289.00	289.00
260 Workers’ Compensation			17.00	17.00
291 Other Retirement Plans			87.00	87.00
Total Personnel Services – Employee Benefits			\$589.00	\$589.00
600 Supplies				
610 General Supplies			12,734.00	12,734.00
640 Books and Periodicals	60.00	48.00	5,799.00	5,907.00
Total Supplies	\$60.00	\$48.00	\$18,533.00	\$18,641.00
Total 2260 Instruction and Curriculum Development Services	\$60.00	\$48.00	\$21,682.00	\$21,790.00

General Fund (10)

	<u>Elementary</u>	<u>Secondary</u>	<u>Federal</u>	<u>Total</u>
2270 Instructional Staff Professional Development Services				
100 Personnel Services – Salaries				
100 Personnel Services – Salaries	1,108.00	892.00		2,000.00
Total Personnel Services – Salaries	\$1,108.00	\$892.00		\$2,000.00
200 Personnel Services – Employee Benefits				
220 Social Security Contributions	85.00	68.00		153.00
230 PSERS Retirement Contributions	195.00	157.00		352.00
240 Tuition Reimbursement	6,982.00	5,618.00		12,600.00
260 Workers' Compensation	5.00	4.00		9.00
291 Other Retirement Plans	28.00	22.00		50.00
Total Personnel Services – Employee Benefits	\$7,295.00	\$5,869.00		\$13,164.00
300 Purchased Professional and Technical Services				
360 Employee Training and Development Services	143.00	115.00	26,139.00	26,397.00
Total Purchased Professional and Technical Services	\$143.00	\$115.00	\$26,139.00	\$26,397.00
500 Other Purchased Services				
580 Travel	5.00	4.00	2,343.00	2,352.00
Total Other Purchased Services	\$5.00	\$4.00	\$2,343.00	\$2,352.00
600 Supplies				
610 General Supplies	14.00	11.00	150.00	175.00
630 Food	1,444.00	1,162.00		2,606.00
640 Books and Periodicals	704.00	566.00	10,674.00	11,944.00
650 Supplies & Fees – Technology Related	1,662.00	1,338.00		3,000.00
Total Supplies	\$3,824.00	\$3,077.00	\$10,824.00	\$17,725.00
Total 2270 Instructional Staff Professional Development Services	\$12,375.00	\$9,957.00	\$39,306.00	\$61,638.00

General Fund (10)

	<u>Elementary</u>	<u>Secondary</u>	<u>Federal</u>	<u>Total</u>
2300 Support Services – Administration				
100 Personnel Services – Salaries				
100 Personnel Services – Salaries	267,654.00	215,354.00		596,818.00
Total Personnel Services – Salaries	\$267,654.00	\$215,354.00		\$596,818.00
200 Personnel Services – Employee Benefits				
210 Group Insurance – Contracted Provider	31,209.00	25,111.00		87,817.00
220 Social Security Contributions	20,482.00	16,479.00		46,055.00
230 PSERS Retirement Contributions	27,291.00	21,958.00		89,360.00
250 Unemployment Compensation	1,181.00	950.00		2,317.00
260 Workers' Compensation	1,292.00	1,039.00		2,849.00
291 Other Retirement Plans	9,514.00	7,655.00		17,169.00
Total Personnel Services – Employee Benefits	\$90,969.00	\$73,192.00		\$245,567.00
300 Purchased Professional and Technical Services				
330 Other Professional Services				53,859.00
Total Purchased Professional and Technical Services				\$53,859.00
400 Purchased Property Services				
430 Repairs and Maintenance Services	730.00	587.00		1,317.00
440 Rentals	470.00	378.00		848.00
Total Purchased Property Services	\$1,200.00	\$965.00		\$2,165.00
500 Other Purchased Services				
530 Communications	594.00	478.00		1,072.00
549 Other Advertising/Public Relations				428.00
580 Travel	3.00	2.00		5.00
Total Other Purchased Services	\$597.00	\$480.00		\$1,505.00
600 Supplies				
610 General Supplies	4,615.00	3,713.00		9,579.00
630 Food				1,233.00
640 Books and Periodicals	1,138.00	915.00		2,716.00
650 Supplies & Fees – Technology Related	2,378.00	1,914.00		5,374.00
Total Supplies	\$8,131.00	\$6,542.00		\$18,902.00
800 Other Objects				
810 Dues and Fees				3,100.00
890 Miscellaneous Expenditures	1,911.00	1,538.00		3,836.00
Total Other Objects	\$1,911.00	\$1,538.00		\$6,936.00
Total 2300 Support Services – Administration	\$370,462.00	\$298,071.00		\$925,752.00

General Fund (10)

2310 Board Services

Elementary

Secondary

Federal

Total

500 Other Purchased Services

549 Other Advertising/Public Relations

428.00

Total Other Purchased Services

\$428.00

600 Supplies

610 General Supplies

378.00

630 Food

1,233.00

640 Books and Periodicals

515.00

650 Supplies & Fees – Technology Related

52.00

Total Supplies

\$2,178.00

Total 2310 Board Services

\$2,606.00

General Fund (10)

2360 Office of the Superintendent / Executive Director Services

Elementary Secondary Federal Total

100	<u>Personnel Services – Salaries</u>			
	100 Personnel Services – Salaries			113,810.00
Total Personnel Services – Salaries				\$113,810.00
200	<u>Personnel Services – Employee Benefits</u>			
	210 Group Insurance – Contracted Provider			31,497.00
	220 Social Security Contributions			9,094.00
	230 PSERS Retirement Contributions			40,111.00
	250 Unemployment Compensation			186.00
	260 Workers' Compensation			518.00
Total Personnel Services – Employee Benefits				\$81,406.00
300	<u>Purchased Professional and Technical Services</u>			
	330 Other Professional Services			53,859.00
Total Purchased Professional and Technical Services				\$53,859.00
600	<u>Supplies</u>			
	610 General Supplies			873.00
	640 Books and Periodicals			148.00
	650 Supplies & Fees – Technology Related			1,030.00
Total Supplies				\$2,051.00
800	<u>Other Objects</u>			
	810 Dues and Fees			3,100.00
	890 Miscellaneous Expenditures			387.00
Total Other Objects				\$3,487.00
Total 2360 Office of the Superintendent / Executive Director Services				\$254,613.00

General Fund (10)

2380 Office of the Principal Services

	<u>Elementary</u>	<u>Secondary</u>	<u>Federal</u>	<u>Total</u>
100 Personnel Services – Salaries				
100 Personnel Services – Salaries	267,654.00	215,354.00		483,008.00
Total Personnel Services – Salaries	\$267,654.00	\$215,354.00		\$483,008.00
200 Personnel Services – Employee Benefits				
210 Group Insurance – Contracted Provider	31,209.00	25,111.00		56,320.00
220 Social Security Contributions	20,482.00	16,479.00		36,961.00
230 PSERS Retirement Contributions	27,291.00	21,958.00		49,249.00
250 Unemployment Compensation	1,181.00	950.00		2,131.00
260 Workers' Compensation	1,292.00	1,039.00		2,331.00
291 Other Retirement Plans	9,514.00	7,655.00		17,169.00
Total Personnel Services – Employee Benefits	\$90,969.00	\$73,192.00		\$164,161.00
400 Purchased Property Services				
430 Repairs and Maintenance Services	730.00	587.00		1,317.00
440 Rentals	470.00	378.00		848.00
Total Purchased Property Services	\$1,200.00	\$965.00		\$2,165.00
500 Other Purchased Services				
530 Communications	594.00	478.00		1,072.00
580 Travel	3.00	2.00		5.00
Total Other Purchased Services	\$597.00	\$480.00		\$1,077.00
600 Supplies				
610 General Supplies	4,615.00	3,713.00		8,328.00
640 Books and Periodicals	1,138.00	915.00		2,053.00
650 Supplies & Fees – Technology Related	2,378.00	1,914.00		4,292.00
Total Supplies	\$8,131.00	\$6,542.00		\$14,673.00
800 Other Objects				
890 Miscellaneous Expenditures	1,911.00	1,538.00		3,449.00
Total Other Objects	\$1,911.00	\$1,538.00		\$3,449.00
Total 2380 Office of the Principal Services	\$370,462.00	\$298,071.00		\$668,533.00

General Fund (10)

	<u>Elementary</u>	<u>Secondary</u>	<u>Federal</u>	<u>Total</u>
2400 Support Services – Pupil Health				
100 Personnel Services – Salaries				
100 Personnel Services – Salaries			34,190.00	157,647.00
Total Personnel Services – Salaries			\$34,190.00	\$157,647.00
200 Personnel Services – Employee Benefits				
210 Group Insurance – Contracted Provider			3,355.00	81,714.00
220 Social Security Contributions			2,616.00	12,225.00
230 PSERS Retirement Contributions			1,625.00	26,204.00
250 Unemployment Compensation			388.00	761.00
260 Workers' Compensation			160.00	689.00
291 Other Retirement Plans			1,479.00	4,167.00
Total Personnel Services – Employee Benefits			\$9,623.00	\$125,760.00
300 Purchased Professional and Technical Services				
330 Other Professional Services			19,720.00	19,720.00
Total Purchased Professional and Technical Services			\$19,720.00	\$19,720.00
600 Supplies				
610 General Supplies			563.00	2,334.00
Total Supplies			\$563.00	\$2,334.00
700 Property				
752 Capital Equipment – Original and Additional			1,295.00	1,295.00
Total Property			\$1,295.00	\$1,295.00
Total 2400 Support Services – Pupil Health			\$65,391.00	\$306,756.00

General Fund (10)

2440 Nursing Services

	<u>Elementary</u>	<u>Secondary</u>	<u>Federal</u>	<u>Total</u>
100 Personnel Services – Salaries				
100 Personnel Services – Salaries			34,190.00	157,647.00
Total Personnel Services – Salaries			\$34,190.00	\$157,647.00
200 Personnel Services – Employee Benefits				
210 Group Insurance – Contracted Provider			3,355.00	81,714.00
220 Social Security Contributions			2,616.00	12,225.00
230 PSERS Retirement Contributions			1,625.00	26,204.00
250 Unemployment Compensation			388.00	761.00
260 Workers' Compensation			160.00	689.00
291 Other Retirement Plans			1,479.00	4,167.00
Total Personnel Services – Employee Benefits			\$9,623.00	\$125,760.00
300 Purchased Professional and Technical Services				
330 Other Professional Services			19,720.00	19,720.00
Total Purchased Professional and Technical Services			\$19,720.00	\$19,720.00
600 Supplies				
610 General Supplies			563.00	2,334.00
Total Supplies			\$563.00	\$2,334.00
700 Property				
752 Capital Equipment – Original and Additional			1,295.00	1,295.00
Total Property			\$1,295.00	\$1,295.00
Total 2440 Nursing Services			\$65,391.00	\$306,756.00

General Fund (10)

2500 Support Services – Business

Elementary Secondary Federal Total

100 Personnel Services – Salaries

100 Personnel Services – Salaries 205,729.00

Total Personnel Services – Salaries \$205,729.00

200 Personnel Services – Employee Benefits

210 Group Insurance – Contracted Provider 29,412.00

220 Social Security Contributions 15,745.00

230 PSERS Retirement Contributions 52,905.00

250 Unemployment Compensation 624.00

260 Workers' Compensation 991.00

291 Other Retirement Plans 2,784.00

Total Personnel Services – Employee Benefits \$102,461.00

300 Purchased Professional and Technical Services

330 Other Professional Services 22,349.00

Total Purchased Professional and Technical Services \$22,349.00

400 Purchased Property Services

430 Repairs and Maintenance Services 480.00

440 Rentals 11,771.00

Total Purchased Property Services \$12,251.00

500 Other Purchased Services

530 Communications 896.00

580 Travel 196.00

Total Other Purchased Services \$1,092.00

600 Supplies

610 General Supplies 1,247.00

650 Supplies & Fees – Technology Related 4,991.00

Total Supplies \$6,238.00

700 Property

766 Capitalized Technology Equipment – Replacement 1,716.00

Total Property \$1,716.00

800 Other Objects

810 Dues and Fees 502.00

820 Claims and Judgments Against the LEA 54.00

890 Miscellaneous Expenditures 345.00

Total Other Objects \$901.00

Total 2500 Support Services – Business \$352,737.00

General Fund (10)

2510 Fiscal Services

	<u>Elementary</u>	<u>Secondary</u>	<u>Federal</u>	<u>Total</u>
100 Personnel Services – Salaries				
100 Personnel Services – Salaries				205,729.00
Total Personnel Services – Salaries				\$205,729.00
200 Personnel Services – Employee Benefits				
210 Group Insurance – Contracted Provider				29,412.00
220 Social Security Contributions				15,745.00
230 PSERS Retirement Contributions				52,905.00
250 Unemployment Compensation				624.00
260 Workers' Compensation				991.00
291 Other Retirement Plans				2,784.00
Total Personnel Services – Employee Benefits				\$102,461.00
300 Purchased Professional and Technical Services				
330 Other Professional Services				22,349.00
Total Purchased Professional and Technical Services				\$22,349.00
400 Purchased Property Services				
430 Repairs and Maintenance Services				480.00
440 Rentals				11,771.00
Total Purchased Property Services				\$12,251.00
500 Other Purchased Services				
530 Communications				896.00
580 Travel				196.00
Total Other Purchased Services				\$1,092.00
600 Supplies				
610 General Supplies				1,247.00
650 Supplies & Fees – Technology Related				4,991.00
Total Supplies				\$6,238.00
700 Property				
766 Capitalized Technology Equipment – Replacement				1,716.00
Total Property				\$1,716.00
800 Other Objects				
810 Dues and Fees				502.00
820 Claims and Judgments Against the LEA				54.00
890 Miscellaneous Expenditures				345.00
Total Other Objects				\$901.00
Total 2510 Fiscal Services				\$352,737.00

General Fund (10)

2515 Financial Accounting Services

100 Personnel Services – Salaries

	<u>Elementary</u>	<u>Secondary</u>	<u>Federal</u>	<u>Total</u>
100 Personnel Services – Salaries				205,729.00

Total Personnel Services – Salaries				\$205,729.00
--------------------------------------------	--	--	--	---------------------

200 Personnel Services – Employee Benefits

210 Group Insurance – Contracted Provider				29,412.00
220 Social Security Contributions				15,745.00
230 PSERS Retirement Contributions				52,905.00
250 Unemployment Compensation				624.00
260 Workers' Compensation				991.00
291 Other Retirement Plans				2,784.00

Total Personnel Services – Employee Benefits				\$102,461.00
-----------------------------------------------------	--	--	--	---------------------

300 Purchased Professional and Technical Services

330 Other Professional Services				22,349.00
---------------------------------	--	--	--	-----------

Total Purchased Professional and Technical Services				\$22,349.00
------------------------------------------------------------	--	--	--	--------------------

400 Purchased Property Services

430 Repairs and Maintenance Services				480.00
440 Rentals				11,771.00

Total Purchased Property Services				\$12,251.00
------------------------------------------	--	--	--	--------------------

500 Other Purchased Services

530 Communications				896.00
580 Travel				196.00

Total Other Purchased Services				\$1,092.00
---------------------------------------	--	--	--	-------------------

600 Supplies

610 General Supplies				1,247.00
650 Supplies & Fees – Technology Related				4,991.00

Total Supplies				\$6,238.00
-----------------------	--	--	--	-------------------

700 Property

766 Capitalized Technology Equipment – Replacement				1,716.00
----------------------------------------------------	--	--	--	----------

Total Property				\$1,716.00
-----------------------	--	--	--	-------------------

800 Other Objects

810 Dues and Fees				502.00
820 Claims and Judgments Against the LEA				54.00
890 Miscellaneous Expenditures				345.00

Total Other Objects				\$901.00
----------------------------	--	--	--	-----------------

Total 2515 Financial Accounting Services				\$352,737.00
-------------------------------------------------	--	--	--	---------------------

General Fund (10)

2600 Operation and Maintenance of Plant Services

Elementary

Secondary

Federal

Total

800 Other Objects

890 Miscellaneous Expenditures

309.00

Total Other Objects

\$309.00

Total 2600 Operation and Maintenance of Plant Services

\$45,539.00

\$36,641.00

\$261,922.00

\$1,071,042.00

General Fund (10)

2620 Operation of Buildings Services

100 Personnel Services – Salaries

	<u>Elementary</u>	<u>Secondary</u>	<u>Federal</u>	<u>Total</u>
100 Personnel Services – Salaries			98,218.00	307,843.00

Total Personnel Services – Salaries

\$98,218.00	\$307,843.00
--------------------	---------------------

200 Personnel Services – Employee Benefits

210 Group Insurance – Contracted Provider			6,806.00	33,295.00
220 Social Security Contributions			7,514.00	23,556.00
230 PSERS Retirement Contributions				14,267.00
250 Unemployment Compensation			932.00	1,860.00
260 Workers' Compensation			451.00	1,452.00
291 Other Retirement Plans			4,873.00	12,427.00

Total Personnel Services – Employee Benefits

\$20,576.00	\$86,857.00
--------------------	--------------------

300 Purchased Professional and Technical Services

350 Security / Safety Services			75,684.00	153,254.00
--------------------------------	--	--	-----------	------------

Total Purchased Professional and Technical Services

\$75,684.00	\$153,254.00
--------------------	---------------------

400 Purchased Property Services

410 Cleaning Services				102,856.00
420 Utility Services				7,915.00
430 Repairs and Maintenance Services				72,562.00
440 Rentals				162.00
460 Extermination Services				2,770.00

Total Purchased Property Services

\$186,265.00

500 Other Purchased Services

522 Automotive Liability Insurance				4,130.00
523 General Property and Liability Insurance				34,247.00
529 Other Insurance				4,721.00
530 Communications				15,569.00
580 Travel				779.00

Total Other Purchased Services

\$59,446.00

600 Supplies

610 General Supplies	45,539.00	36,641.00	12,924.00	95,104.00
620 Energy				92,437.00
630 Food				3,586.00
640 Books and Periodicals			7,510.00	7,510.00
650 Supplies & Fees – Technology Related				3,143.00

Total Supplies

\$45,539.00	\$36,641.00	\$20,434.00	\$201,780.00
--------------------	--------------------	--------------------	---------------------

700 Property

752 Capital Equipment – Original and Additional			8,700.00	26,653.00
756 Capitalized Technology Equipment – Original			14,400.00	15,700.00
762 Capitalized Equipment - Replacement			23,910.00	32,935.00

Total Property

\$47,010.00	\$75,288.00
--------------------	--------------------

800 Other Objects

General Fund (10)

	<u>Elementary</u>	<u>Secondary</u>	<u>Federal</u>	<u>Total</u>
2620 Operation of Buildings Services				
800 Other Objects				
890 Miscellaneous Expenditures				309.00
Total Other Objects				\$309.00
Total 2620 Operation of Buildings Services	\$45,539.00	\$36,641.00	\$261,922.00	\$1,071,042.00

General Fund (10)

2800 Support Services – Central

	<u>Elementary</u>	<u>Secondary</u>	<u>Federal</u>	<u>Total</u>
100 Personnel Services – Salaries				
100 Personnel Services – Salaries			100,850.00	264,642.00
Total Personnel Services – Salaries			\$100,850.00	\$264,642.00
200 Personnel Services – Employee Benefits				
210 Group Insurance – Contracted Provider				45,590.00
220 Social Security Contributions			7,715.00	20,247.00
230 PSERS Retirement Contributions			1,322.00	1,322.00
240 Tuition Reimbursement			6,300.00	7,200.00
250 Unemployment Compensation				186.00
260 Workers' Compensation			333.00	967.00
291 Other Retirement Plans			2,955.00	8,700.00
Total Personnel Services – Employee Benefits			\$18,625.00	\$84,212.00
300 Purchased Professional and Technical Services				
360 Employee Training and Development Services			7,565.00	8,377.00
Total Purchased Professional and Technical Services			\$7,565.00	\$8,377.00
500 Other Purchased Services				
549 Other Advertising/Public Relations				3,013.00
580 Travel			3,047.00	3,729.00
591 Services Purchased Locally				20,420.00
Total Other Purchased Services			\$3,047.00	\$27,162.00
600 Supplies				
610 General Supplies			5,556.00	22,321.00
630 Food				480.00
640 Books and Periodicals				5,086.00
650 Supplies & Fees – Technology Related				3,485.00
Total Supplies			\$5,556.00	\$31,372.00
800 Other Objects				
810 Dues and Fees				1,081.00
Total Other Objects				\$1,081.00
Total 2800 Support Services – Central			\$135,643.00	\$416,846.00

General Fund (10)

2830 Staff Services

	<u>Elementary</u>	<u>Secondary</u>	<u>Federal</u>	<u>Total</u>
100 Personnel Services – Salaries				
100 Personnel Services – Salaries			100,850.00	264,642.00
Total Personnel Services – Salaries			\$100,850.00	\$264,642.00
200 Personnel Services – Employee Benefits				
210 Group Insurance – Contracted Provider				45,590.00
220 Social Security Contributions			7,715.00	20,247.00
230 PSERS Retirement Contributions			1,322.00	1,322.00
240 Tuition Reimbursement			6,300.00	7,200.00
250 Unemployment Compensation				186.00
260 Workers' Compensation			333.00	967.00
291 Other Retirement Plans			2,955.00	8,700.00
Total Personnel Services – Employee Benefits			\$18,625.00	\$84,212.00
300 Purchased Professional and Technical Services				
360 Employee Training and Development Services			7,565.00	8,377.00
Total Purchased Professional and Technical Services			\$7,565.00	\$8,377.00
500 Other Purchased Services				
549 Other Advertising/Public Relations				3,013.00
580 Travel			3,047.00	3,729.00
591 Services Purchased Locally				20,420.00
Total Other Purchased Services			\$3,047.00	\$27,162.00
600 Supplies				
610 General Supplies			5,556.00	22,321.00
630 Food				480.00
640 Books and Periodicals				5,036.00
650 Supplies & Fees – Technology Related				3,485.00
Total Supplies			\$5,556.00	\$31,322.00
800 Other Objects				
810 Dues and Fees				1,081.00
Total Other Objects				\$1,081.00
Total 2830 Staff Services			\$135,643.00	\$416,796.00

General Fund (10)

2832 Recruitment and Placement Services

	<u>Elementary</u>	<u>Secondary</u>	<u>Federal</u>	<u>Total</u>
100 Personnel Services – Salaries				
100 Personnel Services – Salaries			100,850.00	264,642.00
Total Personnel Services – Salaries			\$100,850.00	\$264,642.00
200 Personnel Services – Employee Benefits				
210 Group Insurance – Contracted Provider				45,590.00
220 Social Security Contributions			7,715.00	20,247.00
230 PSERS Retirement Contributions			1,322.00	1,322.00
250 Unemployment Compensation				186.00
260 Workers' Compensation			333.00	967.00
291 Other Retirement Plans			2,955.00	8,700.00
Total Personnel Services – Employee Benefits			\$12,325.00	\$77,012.00
500 Other Purchased Services				
549 Other Advertising/Public Relations				3,013.00
580 Travel				122.00
Total Other Purchased Services				\$3,135.00
600 Supplies				
610 General Supplies			5,017.00	19,705.00
630 Food				480.00
640 Books and Periodicals				5,036.00
650 Supplies & Fees – Technology Related				3,485.00
Total Supplies			\$5,017.00	\$28,706.00
800 Other Objects				
810 Dues and Fees				1,081.00
Total Other Objects				\$1,081.00
Total 2832 Recruitment and Placement Services			\$118,192.00	\$374,576.00

General Fund (10)

2834 Staff Development Services – Non-Instructional, Certified Staff Only	<u>Elementary</u>	<u>Secondary</u>	<u>Federal</u>	<u>Total</u>
200 Personnel Services – Employee Benefits				
240 Tuition Reimbursement			6,300.00	7,200.00
Total Personnel Services – Employee Benefits			\$6,300.00	\$7,200.00
300 Purchased Professional and Technical Services				
360 Employee Training and Development Services			7,565.00	8,377.00
Total Purchased Professional and Technical Services			\$7,565.00	\$8,377.00
500 Other Purchased Services				
580 Travel			3,047.00	3,607.00
Total Other Purchased Services			\$3,047.00	\$3,607.00
600 Supplies				
610 General Supplies			539.00	2,616.00
Total Supplies			\$539.00	\$2,616.00
Total 2834 Staff Development Services – Non-Instructional, Certified Staff Only			\$17,451.00	\$21,800.00

General Fund (10)

2839 Other Staff Services

Elementary

Secondary

Federal

Total

500 Other Purchased Services

591 Services Purchased Locally

20,420.00

Total Other Purchased Services

\$20,420.00

Total 2839 Other Staff Services

\$20,420.00

General Fund (10)

2840 Data Processing Services

Elementary

Secondary

Federal

Total

600 Supplies

640 Books and Periodicals

50.00

Total Supplies

\$50.00

Total 2840 Data Processing Services

\$50.00

General Fund (10)

3000 Operation of Non-Instructional Services

Total

100 Personnel Services – Salaries

100 Personnel Services – Salaries 208,716.00

Total Personnel Services – Salaries \$208,716.00

200 Personnel Services – Employee Benefits

210 Group Insurance – Contracted Provider 51,993.00

220 Social Security Contributions 15,967.00

230 PSERS Retirement Contributions 33,516.00

250 Unemployment Compensation 2,090.00

260 Workers' Compensation 974.00

291 Other Retirement Plans 5,559.00

Total Personnel Services – Employee Benefits \$110,099.00

300 Purchased Professional and Technical Services

330 Other Professional Services 5,550.00

Total Purchased Professional and Technical Services \$5,550.00

400 Purchased Property Services

430 Repairs and Maintenance Services 2,796.00

Total Purchased Property Services \$2,796.00

500 Other Purchased Services

580 Travel 7,107.00

591 Services Purchased Locally 4,812.00

Total Other Purchased Services \$11,919.00

600 Supplies

610 General Supplies 50,053.00

630 Food 301,622.00

650 Supplies & Fees – Technology Related 3,019.00

Total Supplies \$354,694.00

800 Other Objects

810 Dues and Fees 2,417.00

860 Grants To Municipal and Community Service Organizations 2,107.00

890 Miscellaneous Expenditures 3,355.00

Total Other Objects \$7,879.00

Total 3000 Operation of Non-Instructional Services \$701,653.00

General Fund (10)

3100 Food Services

	<u>Elementary</u>	<u>Secondary</u>	<u>Federal</u>	<u>Total</u>
100 Personnel Services – Salaries				
100 Personnel Services – Salaries				184,989.00
Total Personnel Services – Salaries				\$184,989.00
200 Personnel Services – Employee Benefits				
210 Group Insurance – Contracted Provider				51,993.00
220 Social Security Contributions				14,152.00
230 PSERS Retirement Contributions				27,114.00
250 Unemployment Compensation				2,044.00
260 Workers' Compensation				862.00
291 Other Retirement Plans				5,405.00
Total Personnel Services – Employee Benefits				\$101,570.00
300 Purchased Professional and Technical Services				
330 Other Professional Services				4,550.00
Total Purchased Professional and Technical Services				\$4,550.00
400 Purchased Property Services				
430 Repairs and Maintenance Services				2,796.00
Total Purchased Property Services				\$2,796.00
500 Other Purchased Services				
580 Travel				639.00
Total Other Purchased Services				\$639.00
600 Supplies				
610 General Supplies				38,822.00
630 Food			45,697.00	299,666.00
650 Supplies & Fees – Technology Related				3,019.00
Total Supplies			\$45,697.00	\$341,507.00
Total 3100 Food Services			\$45,697.00	\$636,051.00

General Fund (10)

3200 Student Activities

	<u>Elementary</u>	<u>Secondary</u>	<u>Federal</u>	<u>Total</u>
100 Personnel Services – Salaries				
100 Personnel Services – Salaries			8,473.00	23,727.00
Total Personnel Services – Salaries			\$8,473.00	\$23,727.00
200 Personnel Services – Employee Benefits				
220 Social Security Contributions			648.00	1,815.00
230 PSERS Retirement Contributions			1,905.00	6,402.00
250 Unemployment Compensation			46.00	46.00
260 Workers' Compensation			38.00	112.00
291 Other Retirement Plans			29.00	154.00
Total Personnel Services – Employee Benefits			\$2,666.00	\$8,529.00
300 Purchased Professional and Technical Services				
330 Other Professional Services			1,000.00	1,000.00
Total Purchased Professional and Technical Services			\$1,000.00	\$1,000.00
500 Other Purchased Services				
580 Travel			6,468.00	6,468.00
591 Services Purchased Locally			2,116.00	4,812.00
Total Other Purchased Services			\$8,584.00	\$11,280.00
600 Supplies				
610 General Supplies			4,326.00	11,023.00
630 Food				1,956.00
Total Supplies			\$4,326.00	\$12,979.00
800 Other Objects				
810 Dues and Fees			2,295.00	2,417.00
860 Grants To Municipal and Community Service Organizations				2,107.00
Total Other Objects			\$2,295.00	\$4,524.00
Total 3200 Student Activities			\$27,344.00	\$62,039.00

General Fund (10)

3300 Community Services

Elementary

Secondary

Federal

Total

600 Supplies

610 General Supplies

208.00

Total Supplies

\$208.00

Total 3300 Community Services

\$208.00

General Fund (10)

3400 Scholarships and Awards

Elementary

Secondary

Federal

Total

800 Other Objects

890 Miscellaneous Expenditures

3,355.00

Total Other Objects

\$3,355.00

Total 3400 Scholarships and Awards

\$3,355.00

General Fund (10)

4000 Facilities Acquisition, Construction and Improvement Services

Total

400 Purchased Property Services

450 Construction Services 64,171.00

Total Purchased Property Services \$64,171.00

700 Property

738 Technology Software Lease and Other Right-to-Use Arrangements 31,772.00

752 Capital Equipment – Original and Additional 13,584.00

Total Property \$45,356.00

Total 4000 Facilities Acquisition, Construction and Improvement Services \$109,527.00

General Fund (10)

	<u>Elementary</u>	<u>Secondary</u>	<u>Federal</u>	<u>Total</u>
4600 Existing Building Improvement Services				
400 Purchased Property Services				
450 Construction Services				64,171.00
Total Purchased Property Services				\$64,171.00
700 Property				
738 Technology Software Lease and Other Right-to-Use Arrangements				31,772.00
752 Capital Equipment – Original and Additional			3,179.00	13,584.00
Total Property			\$3,179.00	\$45,356.00
Total 4600 Existing Building Improvement Services			\$3,179.00	\$109,527.00

General Fund (10)

5000 Other Expenditures and Financing Uses

Total

800 Other Objects

830 Interest

197,983.00

Total Other Objects

\$197,983.00

900 Other Uses of Funds

910 Redemption of Principal

558,857.00

Total Other Uses of Funds

\$558,857.00

Total 5000 Other Expenditures and Financing Uses

\$756,840.00

General Fund (10)

5100 Debt Service / Other Expenditures and Financing Uses	<u>Elementary</u>	<u>Secondary</u>	<u>Federal</u>	<u>Total</u>
800 <u>Other Objects</u>				
830 Interest				197,983.00
Total Other Objects				\$197,983.00
900 <u>Other Uses of Funds</u>				
910 Redemption of Principal				558,857.00
Total Other Uses of Funds				\$558,857.00
Total 5100 Debt Service / Other Expenditures and Financing Uses				\$756,840.00

General Fund (10)

	<u>Elementary</u>	<u>Secondary</u>	<u>Federal</u>	<u>Total</u>
5140 Leases and Other Right-to-Use Arrangements				
800 Other Objects				
830 Interest				197,983.00
Total Other Objects				\$197,983.00
900 Other Uses of Funds				
910 Redemption of Principal				558,857.00
Total Other Uses of Funds				\$558,857.00
Total 5140 Leases and Other Right-to-Use Arrangements				\$756,840.00

	<u>General Fund(10)</u>	<u>Student Sponsored Activity Fund(21)</u>	<u>Public Purpose Trust(27)</u>	<u>Other Compt Approved (28)</u>	<u>Athletic / Activity(29)</u>
1000 Instruction					
1100 Regular Programs - Elementary / Secondary	3,935,037.00				
1200 Special Programs - Elementary / Secondary	567,077.00				
1400 Other Instructional Programs - Elementary / Secondary	239,041.00				
1700 Higher Education Programs for Secondary Students	3,780.00				
Total Instruction	\$4,744,935.00				
2000 Support Services					
2100 Support Services - Students	571,299.00				
2200 Support Services - Instructional Staff	535,746.00				
2300 Support Services - Administration	925,752.00				
2400 Support Services - Pupil Health	306,756.00				
2500 Support Services - Business	352,737.00				
2600 Operation and Maintenance of Plant Services	1,071,042.00				
2800 Support Services - Central	416,846.00				
Total Support Services	\$4,180,178.00				
3000 Operation of Non-Instructional Services					
3100 Food Services	636,051.00				
3200 Student Activities	62,039.00				
3300 Community Services	208.00				
3400 Scholarships and Awards	3,355.00				
Total Operation of Non-Instructional Services	\$701,653.00				
4000 Facilities Acquisition, Construction and Improvement Services					
4600 Existing Building Improvement Services	109,527.00				
Total Facilities Acquisition, Construction and Improvement Services	\$109,527.00				
5000 Other Expenditures and Financing Uses					
5100 Debt Service / Other Expenditures and Financing Uses	756,840.00				
Total Other Expenditures and Financing Uses	\$756,840.00				
TOTAL ACTUAL EXPENDITURES & OTHER FINANCING USES	\$10,493,133.00				

	<u>Other Capital Projects Fund(39)</u>	<u>Debt Service(40)</u>	<u>Permanent(90)</u>	<u>Total</u>
1000 Instruction				
1100 Regular Programs - Elementary / Secondary				3,935,037.00
1200 Special Programs - Elementary / Secondary				567,077.00
1400 Other Instructional Programs - Elementary / Secondary				239,041.00
1700 Higher Education Programs for Secondary Students				3,780.00
Total Instruction				\$4,744,935.00
2000 Support Services				
2100 Support Services - Students				571,299.00
2200 Support Services - Instructional Staff				535,746.00
2300 Support Services - Administration				925,752.00
2400 Support Services - Pupil Health				306,756.00
2500 Support Services - Business				352,737.00
2600 Operation and Maintenance of Plant Services				1,071,042.00
2800 Support Services - Central				416,846.00
Total Support Services				\$4,180,178.00
3000 Operation of Non-Instructional Services				
3100 Food Services				636,051.00
3200 Student Activities				62,039.00
3300 Community Services				208.00
3400 Scholarships and Awards				3,355.00
Total Operation of Non-Instructional Services				\$701,653.00
4000 Facilities Acquisition, Construction and Improvement Services				
4600 Existing Building Improvement Services				109,527.00
Total Facilities Acquisition, Construction and Improvement Services				\$109,527.00
5000 Other Expenditures and Financing Uses				
5100 Debt Service / Other Expenditures and Financing Uses				756,840.00
Total Other Expenditures and Financing Uses				\$756,840.00
TOTAL ACTUAL EXPENDITURES & OTHER FINANCING USES				\$10,493,133.00

LEA : 121393330 Roberto Clemente CS

Printed 11/27/2023 12:17:25 PM

Title I Expenditure Data

Amount Description	Amount
Expenditures Funded with Current Title I Funds	406,167.00
Expenditures Funded with Carry over Title I Funds	54,174.00
Total Title I Expenditure Data	\$460,341.00

Title IV Revenue Data

Amount Description	Amount
Revenue from Title IV-A-1: Student Support and Academic Enrichment Grants	36,140.65
Revenue from Title IV-B: 21st Century Community Learning Centers	
	<hr/>

Title V Revenue Data

Amount Description	Amount
Revenue from Title V-B-2: Rural and Low-Income School Programs	
Revenue from Title V-B-1: Small Rural School Achievement (Directly from the Federal Govt)	
	<hr/>

1 .	<u>Current Special Education Expenditures within Function 1000</u> See list of exclusions in the note below.	567,076.00
2 .	<u>Current Special Education Expenditures within Function 2000</u> See list of exclusions in the note below.	194,667.00
2A.	<u>Current Special Education Expenditures within Sub-Function 2100</u> This data should also be included in line 2 above. See list of exclusions in the note below.	194,667.00
2B.	<u>Current Special Education Expenditures within Sub-Function 2200</u> This data should also be included in line 2 above. See list of exclusions in the note below.	
2C.	<u>Current Special Education Expenditures within Sub-Function 2700</u> This data should also be included in line 2 above. See list of exclusions in the note below.	
3.	<u>Current Special Education Expenditures within Sub-Function 3100</u> See list of exclusions in the note below.	
4.	<u>Current Special Education Expenditures within Sub-Function 3200</u> See list of exclusions in the note below.	

Note: The Current Special Education Expenditure amounts for each line should be calculated as follows:

- * Include the total expenditures for special education costs from all governmental funds and the food service fund 51 for the function/sub-function requested
- * Exclude data from sub-functions: 1243,1450,1500,1600,1807,2280,2450,2750,2990
- * Exclude data from objects: 322,511,512,516,561,562,564,566,592,593,594,595,596,597,700,830,899

Benefits for Staff Relative to Collective Bargaining Agreements

	OBJECT	COVERED	NOT COVERED	TOTAL
10 General Fund	No Self Insurance data to report			
	211 Medical Insurance		883,324.00	883,324.00
	212 Dental Insurance		81,225.00	81,225.00
	215 Eye Care Insurance		50,766.00	50,766.00
	216 Prescription Insurance			
	271 Self-Insurance Medical Benefits			
	272 Self-Insurance Dental Benefits			
	275 Self-Insurance Eye Care Benefits			
	276 Self-Insurance Prescription Benefits			
	FUND TOTAL			\$1,015,315.00
50 Enterprise Fund	No Self Insurance data to report			
	211 Medical Insurance			
	212 Dental Insurance			
	215 Eye Care Insurance			
	216 Prescription Insurance			
	271 Self-Insurance Medical Benefits			
	272 Self-Insurance Dental Benefits			
	275 Self-Insurance Eye Care Benefits			
	276 Self-Insurance Prescription Benefits			
	FUND TOTAL			
60 Internal Service Fund	No Self Insurance data to report			
	211 Medical Insurance			
	212 Dental Insurance			
	215 Eye Care Insurance			
	216 Prescription Insurance			
	271 Self-Insurance Medical Benefits			
	272 Self-Insurance Dental Benefits			
	275 Self-Insurance Eye Care Benefits			
	276 Self-Insurance Prescription Benefits			
	FUND TOTAL			
Total of All Funds			\$1,015,315.00	\$1,015,315.00

(PRINCIPAL AMOUNTS ONLY)

GOVERNMENTAL FUNDS/ ACTIVITIES

	Short-Term Borrowing	General Obligation Bonds/Notes	Authority Building Obligations	Leases, Other Right to Use Arrangements	Extended Term Financing Agreements	Other Long Term Debt/Liabilities	OPEB, Comp Abs, Net Pension Liab	Total
1. Debt at Beginning of Fiscal Year				4,525,986.00			7,122,000.00	11,647,986.00
2. Additional Debt Incurred During Year				31,772.00			114,000.00	145,772.00
3. Retirements and Repayments				558,857.00			106,000.00	664,857.00
4. Debt at End of Fiscal Year				3,998,901.00			7,130,000.00	11,128,901.00
5. Accreted Interest at End Of Fiscal Year								
6. Total Debt and Accreted Interest				3,998,901.00			7,130,000.00	11,128,901.00
7. Current Portion P&I - Due within 1 year				756,840.00				756,840.00
8. Interest Paid during current fiscal year				197,983.00				197,983.00

(PRINCIPAL AMOUNTS ONLY)

PROPRIETARY FUNDS

- 1. Debt at Beginning of Fiscal Year
- 2. Additional Debt Incurred During Year
- 3. Retirements and Repayments
- 4. Debt at End of Fiscal Year
- 5. Accreted Interest at End Of Fiscal Year
- 6. Total Debt and Accreted Interest
- 7. Current Portion P&I - Due within 1 year
- 8. Interest Paid during current fiscal year

Total Principal and Interest Payments Made by Your School - All Funds

Function	Fund		Principal (910)	Principal (920)	Interest (830)	Total (Principal +Interest)	Misc Other Uses (990)
5110	10	General Fund					
5110	20	Special Revenue Funds					
5110	30	Capital Projects Funds					
5110	40	Debt Service Fund					
5110	90	Permanent Fund					
5120	10	General Fund					
5120	20	Special Revenue Funds					
5120	30	Capital Projects Funds					
5120	40	Debt Service Fund					
5140	10	General Fund	558,857.00		197,983.00	756,840.00	
5140	20	Special Revenue Funds					
5140	30	Capital Projects Funds					
5140	40	Debt Service Fund					
5140	90	Permanent Fund					
Total Debt Payments - Governmental Funds			\$558,857.00		\$197,983.00	\$756,840.00	

Function	Fund		Principal (910)	Principal (920)	Interest (830)	Total (Principal +Interest)
5110	50	Enterprise Fund				
5110	60	Internal Service Fund				
5120	50	Enterprise Fund				
5120	60	Internal Service Fund				
5140	50	Enterprise Fund				
5140	60	Internal Service Fund				
Total Debt Payments - Proprietary Funds						

Debt Details
Governmental Funds/ Activities

Debt Category	Debt Issue Date (MM/YYYY)	Principal Amounts Only			Debt at End of Fiscal Year	Current Portion Due Within One Year (Principal and Interest)	Interest Paid During Fiscal Year
		Debt at Beginning of Fiscal Year	Additions	Reductions / Repayments			
Leases and Other Right to Use Arrangements		4,525,986.00	31,772.00	558,857.00	3,998,901.00	756,840.00	197,983.00
Net Pension Liability		6,733,000.00	114,000.00		6,847,000.00		
Other Post-Employment Benefits (OPEB)		389,000.00		106,000.00	283,000.00		
Totals for Debt Entered:		\$11,647,986.00	\$145,772.00	\$664,857.00	\$11,128,901.00	\$756,840.00	\$197,983.00

General Fund (10)

Section 1: Tuition/Purchased Services as Reported within Expenditure Detail	Amount
Tuition Reported in General Fund Expenditures 1000-560	3,780.00
Purchased Services in General Fund Expenditures 1000-594 and 1000-597	
Section 1 Total	\$3,780.00

Section 2: Tuition Paid to Institution Types During Fiscal Year	Tuition Paid For Nonspecial Education	Tuition Paid For Special Education	Total
1 1306 Institutions			
2 Institutionalized Children's Programs			
3 Juveniles Incarcerated in Adult Facilities			
4 Residential Treatment Facilities			
5 Other Local Education Agencies			
6 Brick and Mortar Charter Schools			
7 Cyber Charter Schools			
8 Career and Technology Centers	3,780.00		3,780.00
9 Approved Private Schools			
10 PA Chartered Schools for the Deaf and Blind			
11 Private Residential Rehabilitative Institutions			
12 Juvenile Detention Centers			
13 Special Program Jointures			
14 Other Tuition Not Included Elsewhere In This Section			
Section 2 Total	\$3,780.00		\$3,780.00

LEA : 121393330 Roberto Clemente CS

Printed 11/27/2023 12:17:35 PM

Fund	School	School Number	Local Personnel	Local Nonpersonnel	State Personnel	State Nonpersonnel	Federal Personnel	Federal Nonpersonnel	Total	Explanation
10	Roberto Clemente CS	8401	5,890,576.00	1,349,129.00	64,456.00	121,535.74	1,391,136.00	567,733.00	9,384,565.74	
Total			5,890,576.00	1,349,129.00	64,456.00	121,535.74	1,391,136.00	567,733.00	9,384,565.74	